

# GRADUATE MEDICAL EDUCATION TRENDS IN SOUTHERN NEVADA – 2019

---

Tabor Griswold, PhD

John Packham, PhD

Victoria Young, MPH

*October 2019*



**NEVADA HEALTH  
WORKFORCE**  
RESEARCH CENTER



## Graduate Medical Education Trends in Southern Nevada – 2019

*Graduate Medical Education Trends in Southern Nevada – 2019* contains current information about physicians (MDs and DOs) who have completed residency and fellowship programs in southern Nevada. This research brief utilizes data from an annual survey of physicians completing graduate medical education (GME) in southern Nevada over the past decade. The survey has been undertaken by the Office of Statewide Initiatives (OSI) at the University of Nevada, Reno School of Medicine since 2004. The OSI survey data contained in this report is supplemented with licensure data from the Nevada State Board of Medical Examiners and the Nevada State Board of Osteopathic Medicine.

**Figure 1: Post-GME Employment, Training, and Location Plans of Physicians Completing GME in Southern Nevada – 2019**

	Beginning Clinical Practice	Continuing Training	Total
<b>Remaining in Nevada</b>	52 (38.8%)	8 (6.0%)	60 (44.8%)
<b>Leaving Nevada</b>	39 (29.1%)	35 (26.1%)	74 (55.2%)
<b>Total</b>	91 (67.9%)	43 (32.1%)	134 (100.0%)

Figure 1 highlights the post-GME plans of the 134 physicians who graduated from GME programs in southern Nevada in 2019. In 2019, 44.8% of physicians completing GME training report that they will remain in Nevada upon graduation, as compared to a majority of graduates (52.2%) who intend to relocate to another state.

A key finding of this report is that 35 of the 43 physicians pursuing additional training (81.4%) are leaving the state for fellowship and subspecialty training that does not exist or is in short supply in Nevada. This finding suggests that the development of fellowship programs in Nevada holds the potential for increasing the number and percent of GME graduates who ultimately remain in Nevada to begin practice. Finally, 60 physicians or 44.8% of GME graduates from southern Nevada in 2019 will begin clinical practice or continue training in Nevada.

Figure 2 presents the post-residency plans of 766 physicians completing GME in southern Nevada from 2010 to 2019. Over the past decade, 39.7% of physicians completing GME training in southern Nevada report that they will remain in Nevada upon graduation, as compared to a majority of graduates (60.3%) who intend to relocate to another state. Nevada retained 304 physicians over the past ten years from GME programs in southern Nevada.

**Figure 2: Post-GME Employment, Training, and Location Plans of Physicians Completing GME in Southern Nevada – 2010 to 2019**

	<b>Beginning Clinical Practice</b>	<b>Continuing Training</b>	<b>Total</b>
<b>Remaining in Nevada</b>	268 (35.0%)	36 (4.7%)	304 (39.7%)
<b>Leaving Nevada</b>	278 (36.3%)	184 (24.0%)	462 (60.3%)
<b>Total</b>	546 (71.3%)	220 (28.7%)	766 (100.0%)

Figure 3 shows that over the past decade, the number of GME graduates in southern Nevada has increased by 168.0% from 50 graduates in 2010 to 134 graduates in 2019. Additionally, the proportion of GME graduates who have remained in Nevada upon graduation has varied from year to year. For example, 58.0% were retained in 2010 as compared to 20.6% in 2013 with the most recent retention rate of 44.8% in 2019. These trend data highlight the substantial proportion of GME graduates leaving the state for additional fellowship training that does not exist or is in short supply in Nevada.

**Figure 3: Annual Post-GME Employment, Training, and Location Plans of Physicians Completing GME in Southern Nevada – 2010 to 2019**

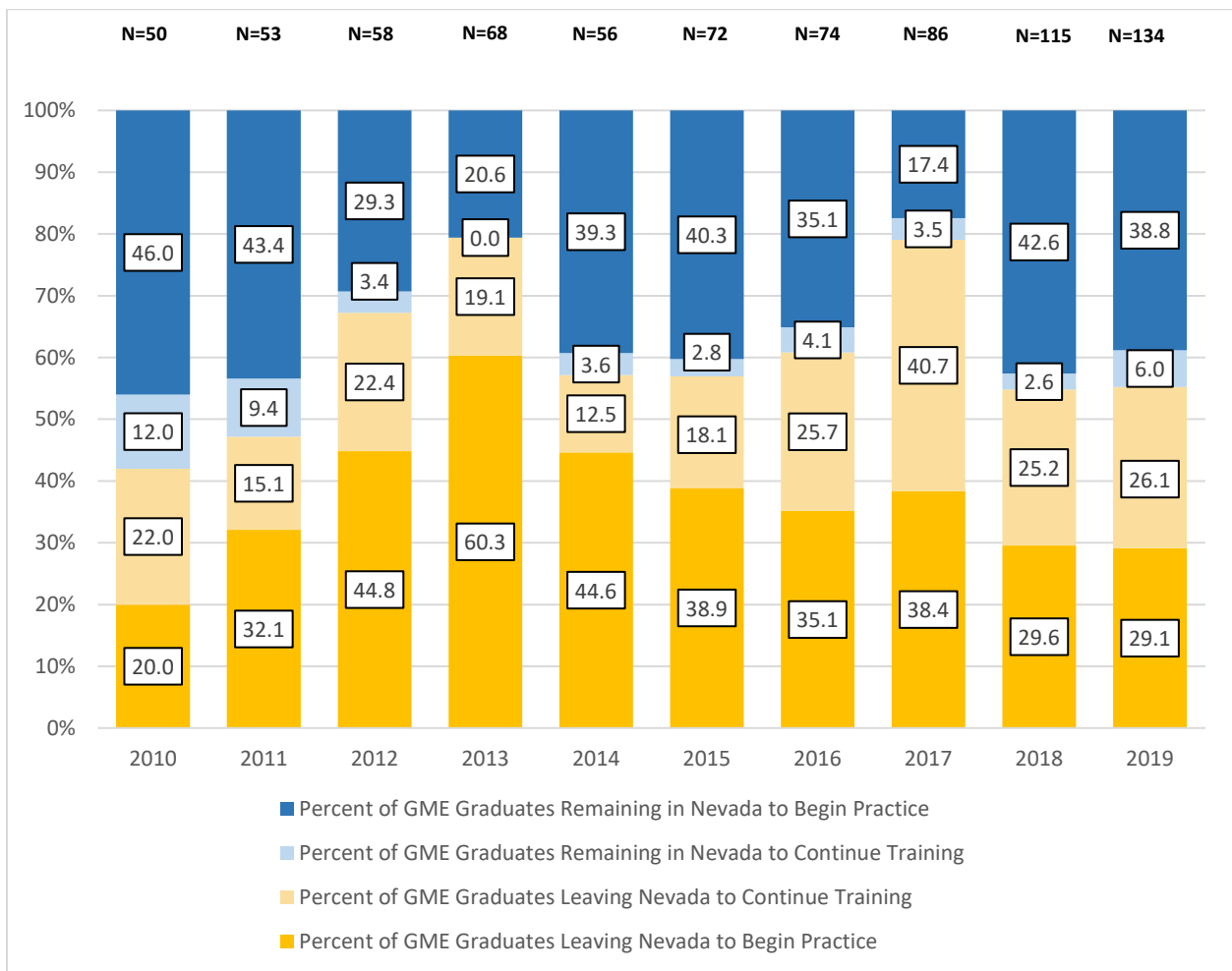


Figure 4 presents data on the post-residency plans of physicians completing primary care residency programs – Family Medicine, Internal Medicine, and Pediatrics – in southern Nevada from 2010 to 2019. Over the past decade, the number of primary care GME graduates in southern Nevada has increased by 212.0% from 25 graduates in 2010 to 78 graduates in 2019. With the increase in physician enrollment in GME programs in southern Nevada, the number of physicians retained retention in Nevada increased 121.3% over the same time period from 20 primary care physicians in 2010 to 42 primary care physicians in 2019.

Figure 4 highlights over the past decade, primary care retention rates have exceeded 50% in four of the past five years. In 2019, 53.9% of physicians completing primary care GME programs report that they will remain in Nevada upon graduation, as compared to 46.2% of primary care GME graduates who plan to relocate to another state to begin practice or pursue additional fellowship training.

**Figure 4: Annual Post-GME Employment, Training, and Location Plans of Physicians Completing Primary Care Residency Programs in Southern Nevada – 2010 to 2019**

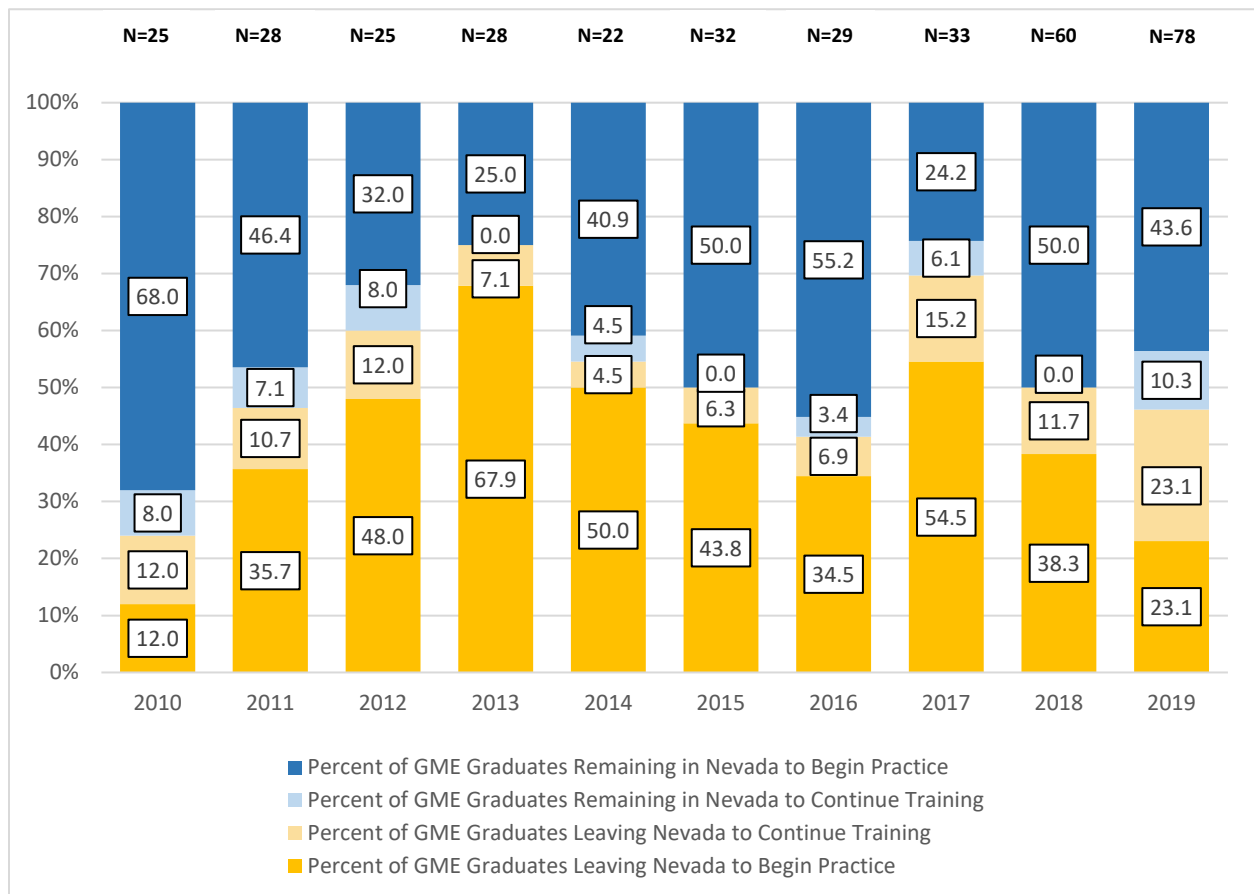


Figure 5 summarizes the average level of debt of all physicians completing GME in southern Nevada over the past five years. In 2019, the average debt was \$217,000. Excluding physicians with no level of debt (33.3% of graduates), the remaining physicians are carrying some level of debt averaging \$313,100. The level of debt for those reporting any debt has exceeded \$250,000 for the past in four of the past five years and topped \$300,000 in the current survey.

**Figure 5: Educational Debt of Physicians Completing GME Programs in Southern Nevada – 2015 to 2019 (Thousands of Dollars)**

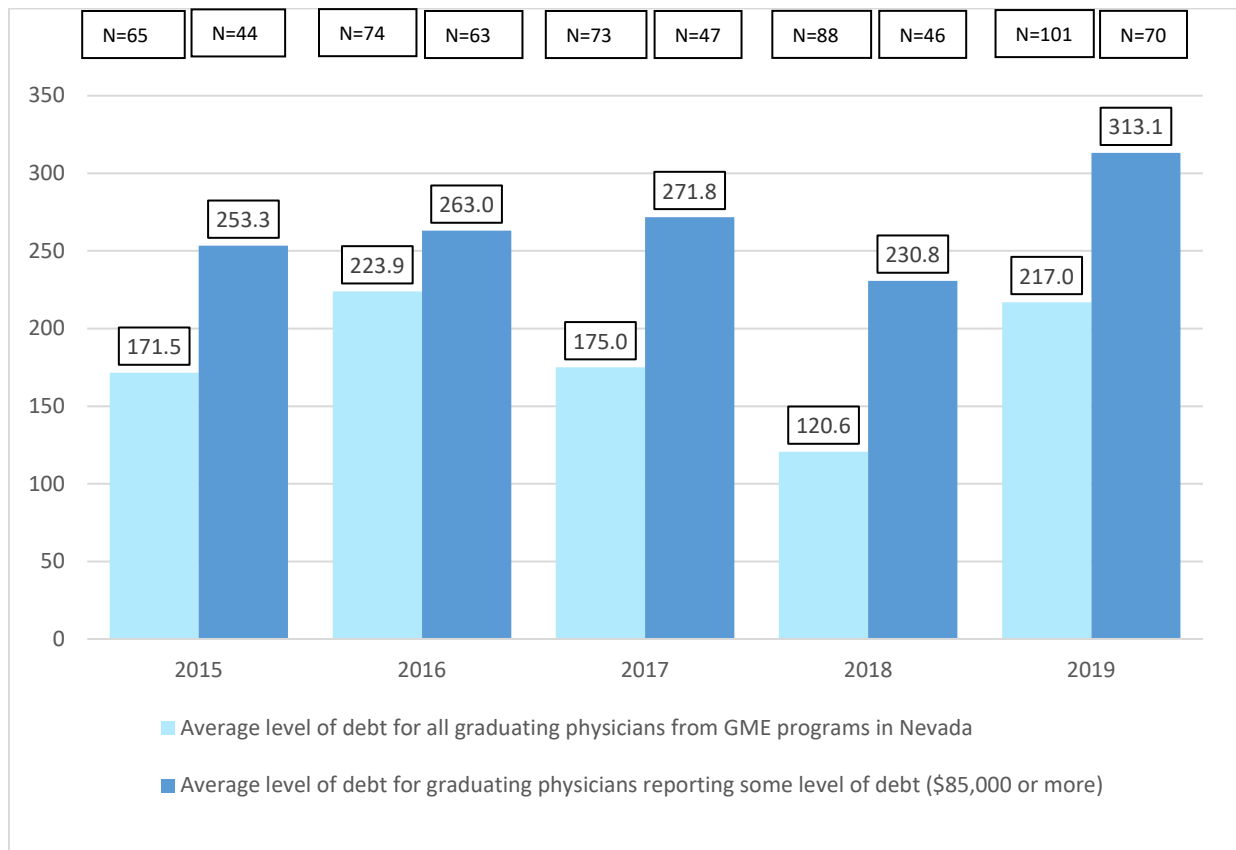


Figure 6 provides a profile of physicians in 2019 completing GME programs in southern Nevada. Data show that 72.4% of the physicians have debt and one in thirteen are from Nevada. Unique to international medical school graduates is the MBBS (5.2%) degree in addition to the MD (58.3%) and the DO (35.7%) medical degrees. US/American medical school graduates (74.0%) are either MDs or DOs as there are no international schools of osteopathy. There are more male physicians (59.4%) than female physicians. Interestingly, there appears a relationship between physicians with no debt (27.6%) and international medical school graduates (26.0%).

**Figure 6: Profile of Physicians Completing GME Programs in Southern Nevada – 2019**

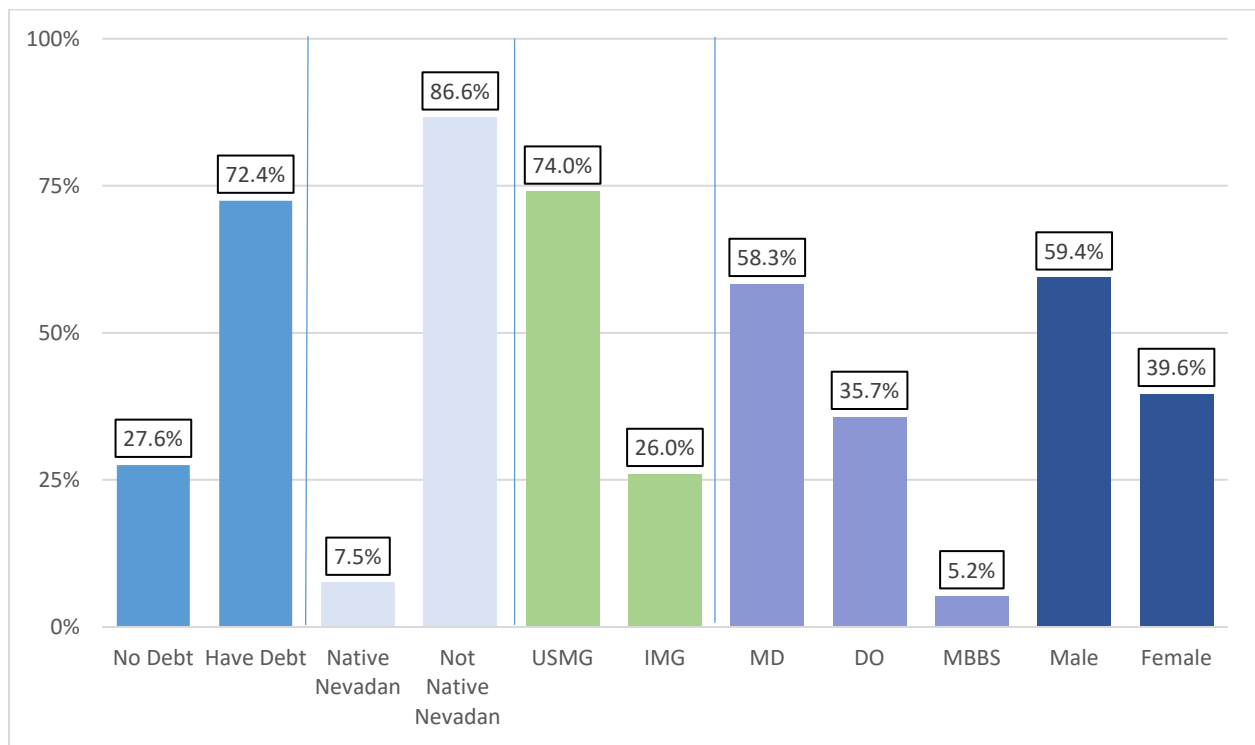
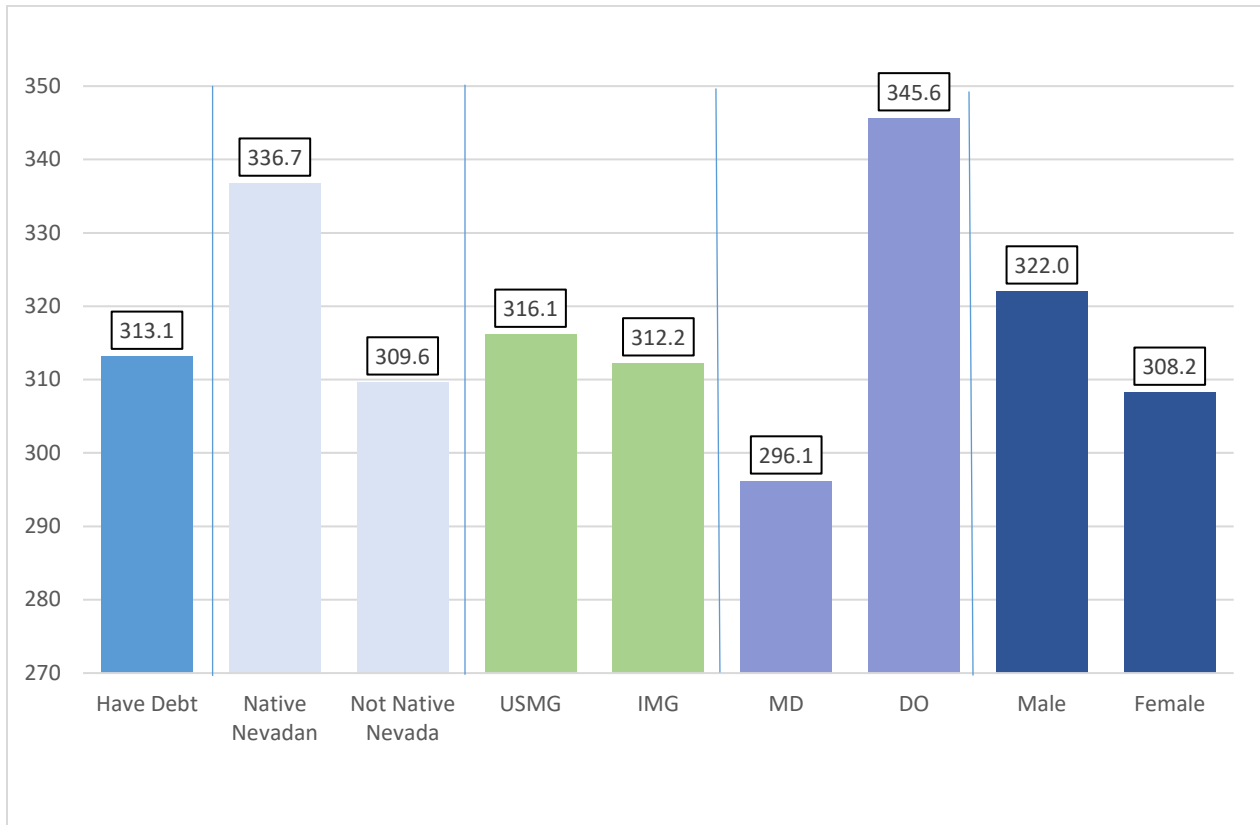




Figure 7 shows variation in debt among graduating physicians reporting some level of debt in southern Nevada. On average, there are higher levels of debt reporting by native Nevada physicians, little change between US Medical School graduates and international medical school graduates and significantly higher debt for osteopathic school graduates. The debt carried by osteopathic physicians are from private US medical schools.

**Figure 7: Average Debt of Physicians with Debt Completing GME Programs in Southern Nevada – 2019 (Thousands of Dollars)**



For additional information about the physician workforce in Nevada and the health work force in Nevada, please visit the Nevada Health Workforce Research Center at

<https://med.unr.edu/statewide/nhwrc>



University of Nevada, Reno  
**School of Medicine**

---

**Office of Statewide Initiatives**