

GRADUATE MEDICAL EDUCATION TRENDS IN NEVADA – 2025

Tabor Griswold, PhD

John Packham, PhD

Nicole Mwalili, MPH

Kaden Schorovsky

August 2025



**NEVADA HEALTH
WORKFORCE**
RESEARCH CENTER



Graduate Medical Education Trends in Nevada – 2025 is a publication from the Nevada Health Workforce Research Center in the Office of Statewide Initiatives at the University of Nevada, Reno School of Medicine.

The mission of the Office of Statewide Initiatives is to improve the health of Nevadans through statewide engagement, education, and research.

The purpose of the Nevada Health Workforce Research Center is to improve the collection and analysis of data on health workforce supply and demand to enhance health workforce planning and development in Nevada.

Additional resources may be found at [Office of Statewide Initiative](#)

Graduate Medical Education Trends in Nevada – 2025

Graduate Medical Education Trends in Nevada – 2025 contains current information about physicians who have completed accredited residency and fellowship programs in Nevada. This research brief utilizes data from an annual survey of physicians completing Graduate Medical Education (GME) in Nevada over the past decade.

The survey has been undertaken by the Office of Statewide Initiatives (OSI) at the University of Nevada, Reno School of Medicine since 2004. Surveys were received from 212 of 274 GME graduates in Nevada, a response rate of 77.4%. The OSI survey data contained in this report is supplemented with licensure data from the Nevada State Board of Medical Examiners and the Nevada State Board of Osteopathic Medicine to determine overall retention rates.

Highlights of this year's report include:

- Over the past two decades, the number of residency programs in Nevada increased from 10 to 39 (290.0%) and the number of sponsoring institutions increased from 1 to 7 (700.0%). Most of this growth has been a direct result of the Governor's GME grant program which began in 2016. These increases are reflected in the substantial growth in the number of residents, fellows, and graduates (Figures 1 to 5).
- In 2025, 41.2% of all GME graduates in Nevada will stay to begin clinical practice or pursue further training, while 58.8% plan to leave (Figure 6).
- In Southern Nevada, 41.3% of GME graduates will remain, as compared to 58.7% who will leave the state (Figure 7).
- In Northern Nevada, 41.0% of GME graduates will stay, while 59.0% are planning to leave the state (Figure 8).
- Over the past ten years, 42.6% of 2,041 GME graduates planned to remain in Nevada for clinical practice or further training at the time of graduation, while 57.4% intended to leave (Figures 9 to 11).
- Figures 12 to 14 highlight the steady growth in the number of GME graduates across the state over the past decade – however, the same data underscore the enduring problem of GME graduates who leave the state for subspecialty training or fellowship opportunities which are in short supply or do not exist in Nevada.
- Over the past decade, the number of physicians completing primary care GME programs in Nevada increased from 61 graduates in 2016 to 134 in 2025 (119.7%), with most of the growth occurring in Southern Nevada (Figure 15).

- Over the past decade, the number of physicians completing medical and surgical specialty GME programs in Nevada rose from 44 graduates in 2016 to 140 in 2025 (218.2%), with 92.9% of the growth taking place in Southern Nevada (Figure 16).
- Figures 17 to 19 document the steady growth of GME graduates from primary care residency programs across the state – however, these figures also underscore the growing number of primary care graduates unable to find fellowship opportunities in Nevada.
- Figures 20 to 22 provide information on employment barriers, employment incentives, and other factors influencing graduates’ decision to remain in or leave the state.

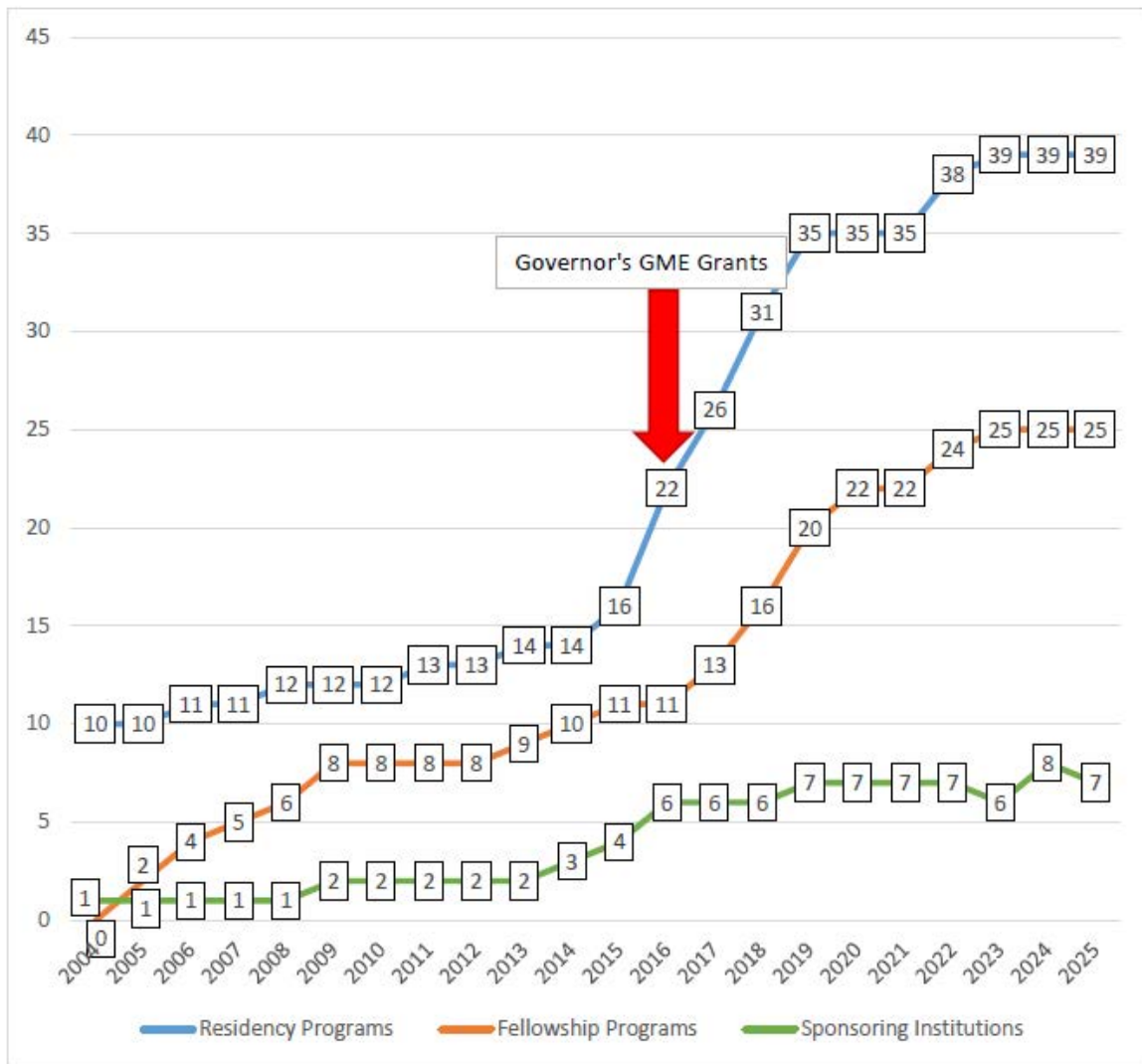
A profile of GME graduates in Nevada in 2025 is contained in Appendix A. The survey instrument is contained in Appendix B. ACGME-accredited programs in Nevada are listed in Appendix C. Graduates by GME program and sponsoring institution are listed in Appendix D. Appendices E and F provide program level data on the number and percentage of GME graduates who remained in Nevada at the time of graduation over the past decade.

The authors of this report would like to acknowledge the assistance of the program coordinators, program directors, and designated institutional officials (DIO) from the following GME sponsoring institutions:

- Dignity Health GME Programs
- HCA Healthcare Sunrise Health GME Programs
- Kirk Kerkorian School of Medicine at University of Nevada, Las Vegas
- Mike O’Callaghan Military Medical Center/Nellis Air Force Base Program
- OPTI West / Valley Hospital GME Consortium
- Southern Nevada Health District
- University of Nevada, Reno School of Medicine (UNR Med)
- Valley Health System GME Consortium

According to the Accreditation Council on Graduate Medical Education (ACGME), from 2004 to 2025, the number of residency programs in Nevada increased from 10 to 39 (290.0%). The number of sponsoring institutions increased from 1 to 7 (700.0%). Most of this growth has been a direct result of the Governor’s GME grant program which began in 2016 (Figure 1).

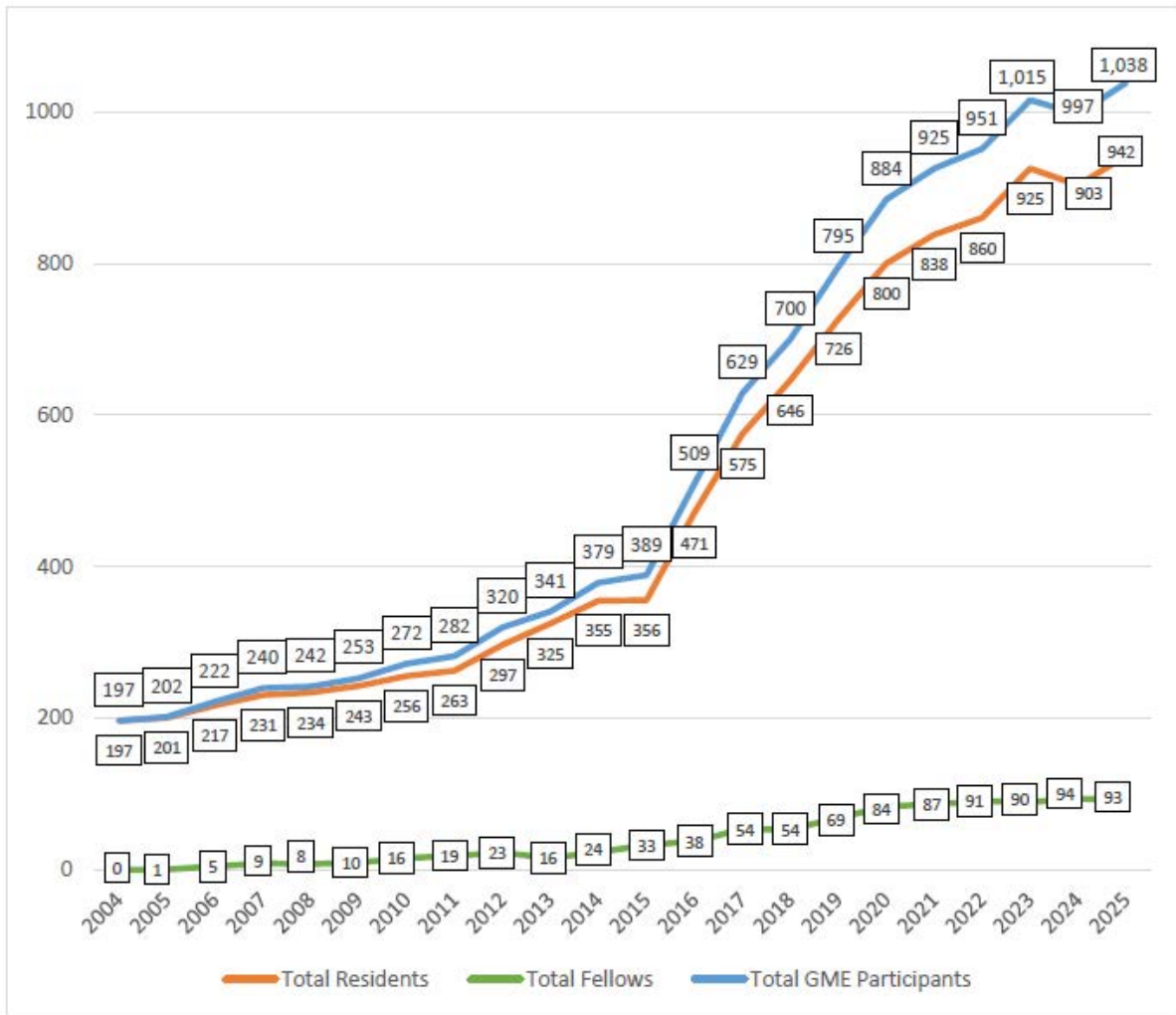
Figure 1: Number of ACGME-Accredited Sponsoring Institutions and Specialty Programs in Nevada – 2004 to 2025



Source: Accreditation Council on Graduate Medical Education (2025).

Figure 2 highlights that the number of residents and fellows in Nevada increased from 197 in 2004 to 1,038 in 2025 (426.9%).

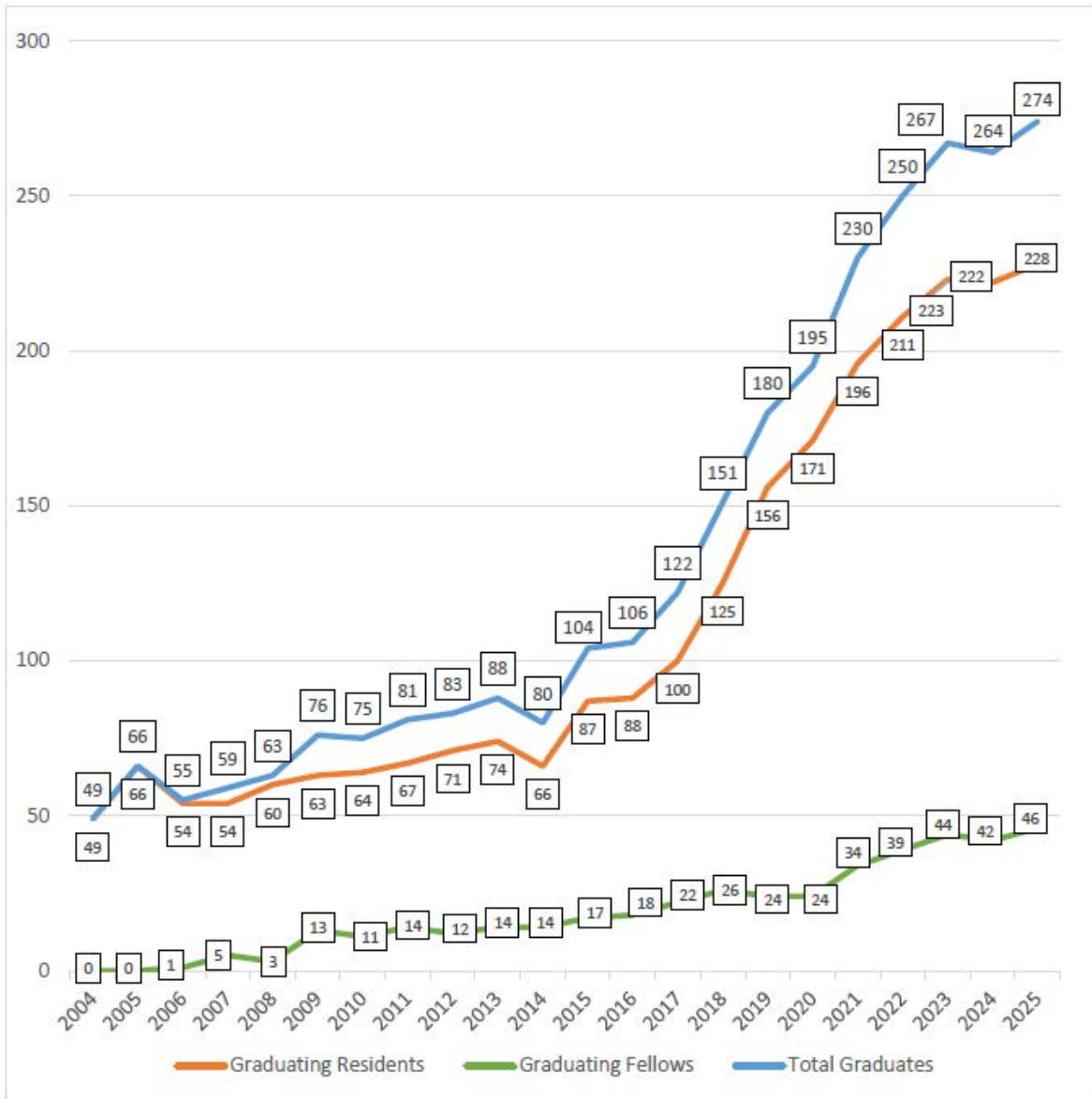
Figure 2: Number of Physicians in ACGME-Accredited Residency and Fellowship Programs in Nevada from 2004 to 2025



Source: Accreditation Council on Graduate Medical Education (2025). Nevada Health Workforce Research Center (2025).

Figure 3 shows the number of physicians completing ACGME programs in Nevada. The number of GME graduates in Nevada increased from 49 to 274 (459.2%) between 2004 and 2024. There were no ACGME fellowship programs in 2004 and the increase to 46 fellowships shows an increased interest in additional training.

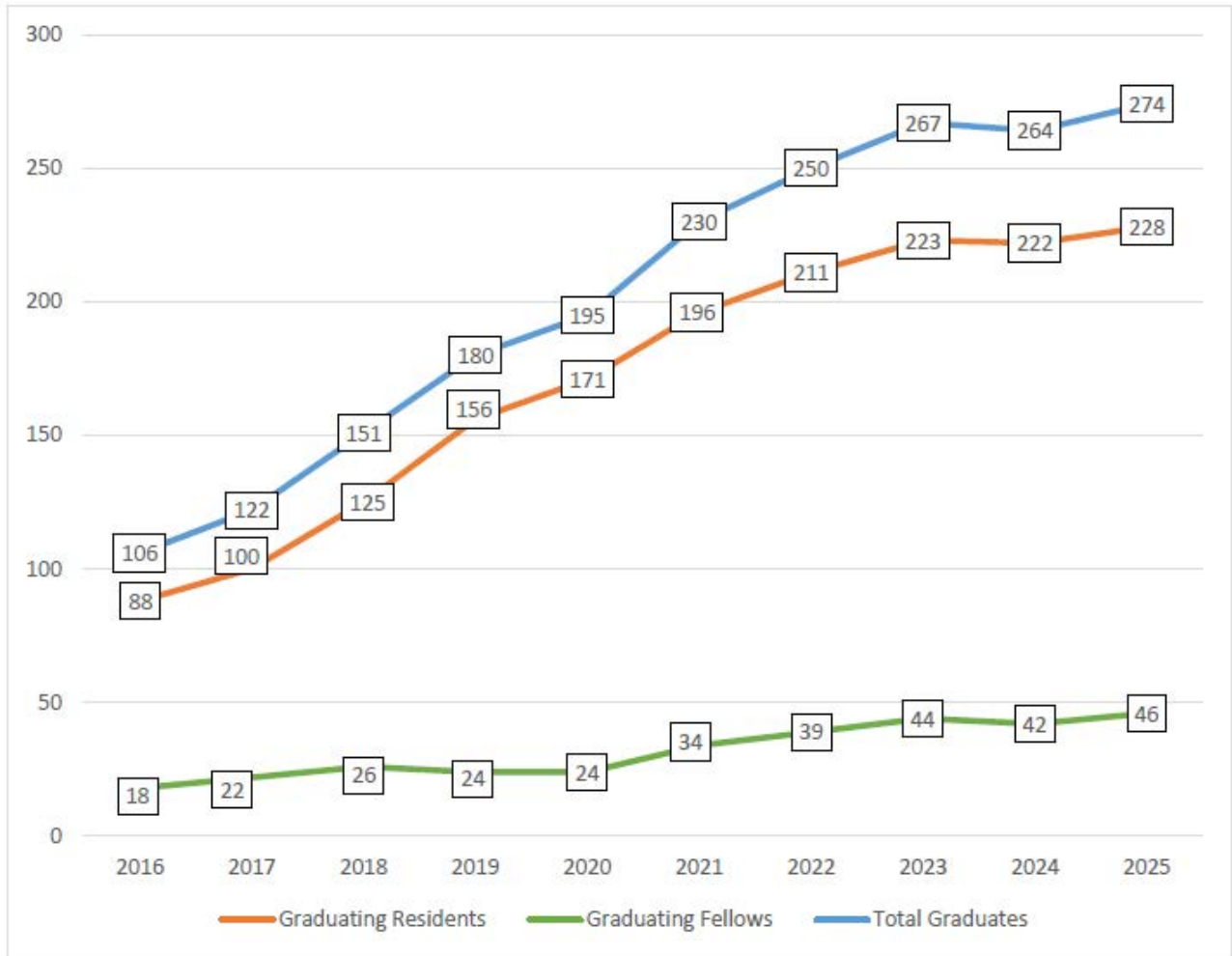
Figure 3: Number of Physicians Completing ACGME-Accredited Residency and Fellowship Programs in Nevada from 2004 to 2025



Source: Nevada Health Workforce Research Center (2025).

Figure 4 utilized data from the Nevada Health Workforce Research Center’s annual survey of graduating residents and fellows. The number of physicians completing GME in Nevada grew from 106 graduates in 2016 to 274 graduates in 2025 (158.5%). The number of graduating residents in Nevada grew from 88 to 228 (159.1%). The number of graduating fellows in Nevada grew from 18 to 46 (155.6%).

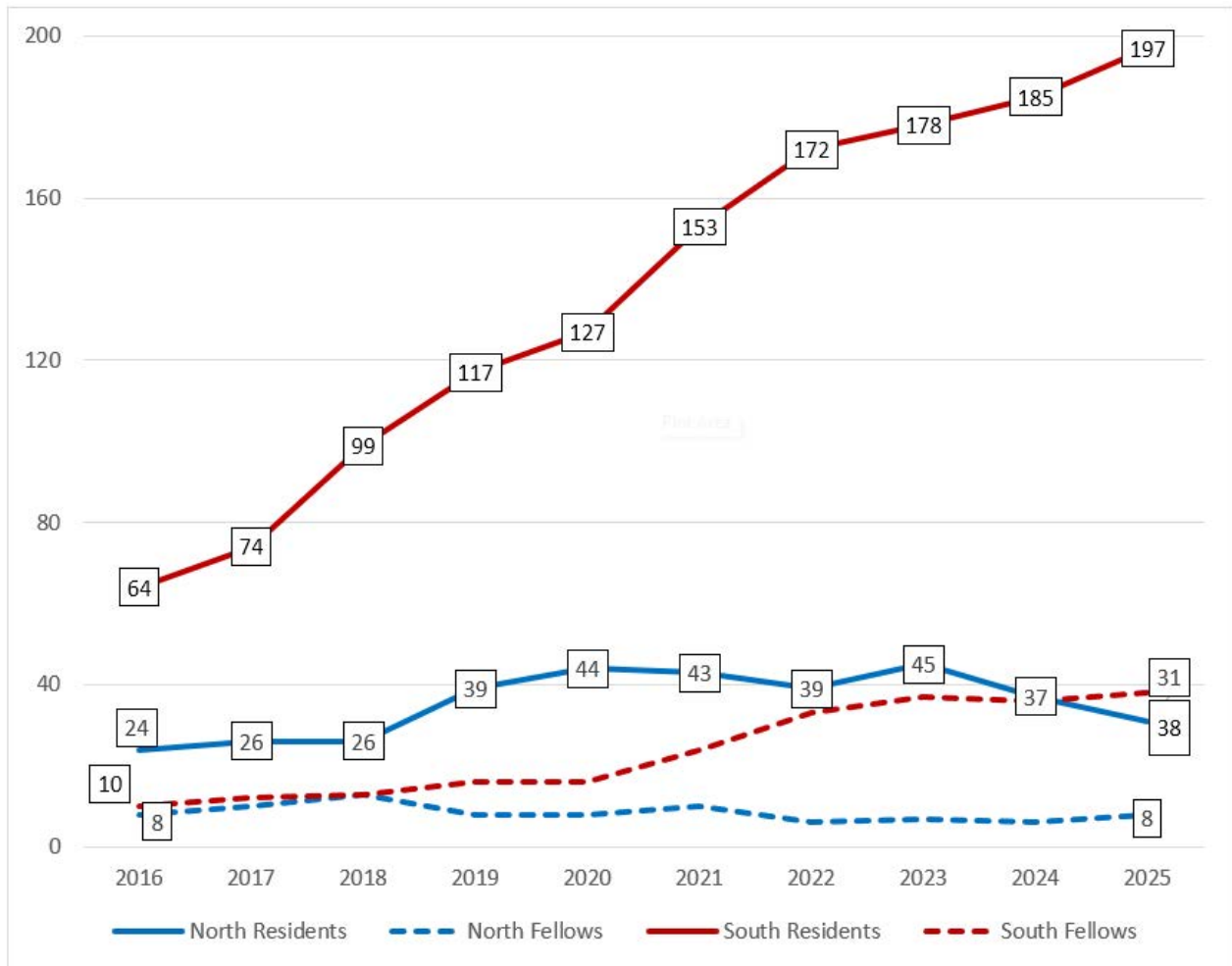
Figure 4: GME Graduates in Nevada – 2016 to 2025



Source: Nevada Health Workforce Research Center (2025).

Figure 5 highlights the distribution of residents and fellows completing GME programs in Southern or Northern Nevada. Residents in Southern Nevada grew from 64 graduates in 2016 to 197 graduates in 2025, a growth rate of 207.8%. The number of residents graduating in Northern Nevada grew from 24 to 38, a growth rate of 58.3%. There were 10 graduating fellows in 2016 and 31 in 2025, a growth rate of 210.0% in Southern Nevada. In Northern Nevada, there has been no growth in the number of graduating fellows.

Figure 5: GME Graduates by Region in Nevada – 2016 to 2025



Source: Nevada Health Workforce Research Center (2025).

Figures 6 through 8 summarize the employment, training, and location plans of GME graduates from the GME survey data and their licensure data in 2025. From this data, 41.2% of all GME graduates in Nevada will stay to begin clinical practice or pursue further training, while 58.8% plan to leave. In Southern Nevada, 41.3% of GME graduates will remain in the state as compared to 58.7% who will leave. In Northern Nevada, 41.0% of GME graduates will stay in the state and 59.0% plan to leave.

Figure 6: Employment, Training, and Location Plans of GME Graduates in Nevada – 2025

Nevada Retention Status	Beginning Clinical Practice	Continuing Training	Total
Remaining in Nevada	91 (33.2%)	22 (8.0%)	113 (41.2%)
Leaving Nevada	106 (38.7%)	55 (20.1%)	161 (58.8%)
Total	197 (71.9%)	77 (28.1%)	274 (100.0%)

Figure 7: Plans of GME Graduates in Southern Nevada – 2025

Nevada Retention Status	Beginning Clinical Practice	Continuing Training	Total
Remaining in Nevada	76 (32.3%)	21 (8.9%)	97 (41.3%)
Leaving Nevada	91 (38.7%)	47 (20.0%)	138 (58.7%)
Total	167 (71.1%)	68 (28.9%)	235 (100.0%)

Figure 8: Plans of GME Graduates in Northern Nevada – 2025

Nevada Retention Status	Beginning Clinical Practice	Continuing Training	Total
Remaining in Nevada	15 (38.5%)	1 (2.6%)	16 (41.0%)
Leaving Nevada	15 (38.5%)	8 (20.5%)	23 (59.0%)
Total	30 (76.9%)	9 (23.1%)	39 (100.0%)

Source: Nevada Health Workforce Research Center (2025).

Figures 9 through 11 summarize the employment, training, and location plans of GME graduates over the past ten years of GME survey data and their associated licensure data. Between 2016 and 2025, 42.6% of GME graduates plan to remain in Nevada for clinical practice or further training, while 57.4% intend to leave. Southern Nevada retention rate is near 0.1% higher and Northern Nevada rate is almost 0.6% lower.

Figure 9: Employment, Training, and Location Plans of GME Graduates in Nevada – 2016 to 2025

Nevada Retention Status	Beginning Clinical Practice	Continuing Training	Total
Remaining in Nevada	753 (36.9%)	116 (5.7%)	869 (42.6%)
Leaving Nevada	740 (36.3%)	432 (21.2%)	1,172 (57.4%)
Total	1,493 (73.2%)	548 (26.8%)	2,041 (100.0%)

Figure 10: Plans of GME Graduates in Southern Nevada – 2016 to 2025

Nevada Retention Status	Beginning Clinical Practice	Continuing Training	Total
Remaining in Nevada	604 (37.6%)	83 (5.2%)	687 (42.7%)
Leaving Nevada	560 (34.8%)	361 (22.5%)	921 (57.3%)
Total	1,164 (72.4%)	444 (27.6%)	1,608 (100.0%)

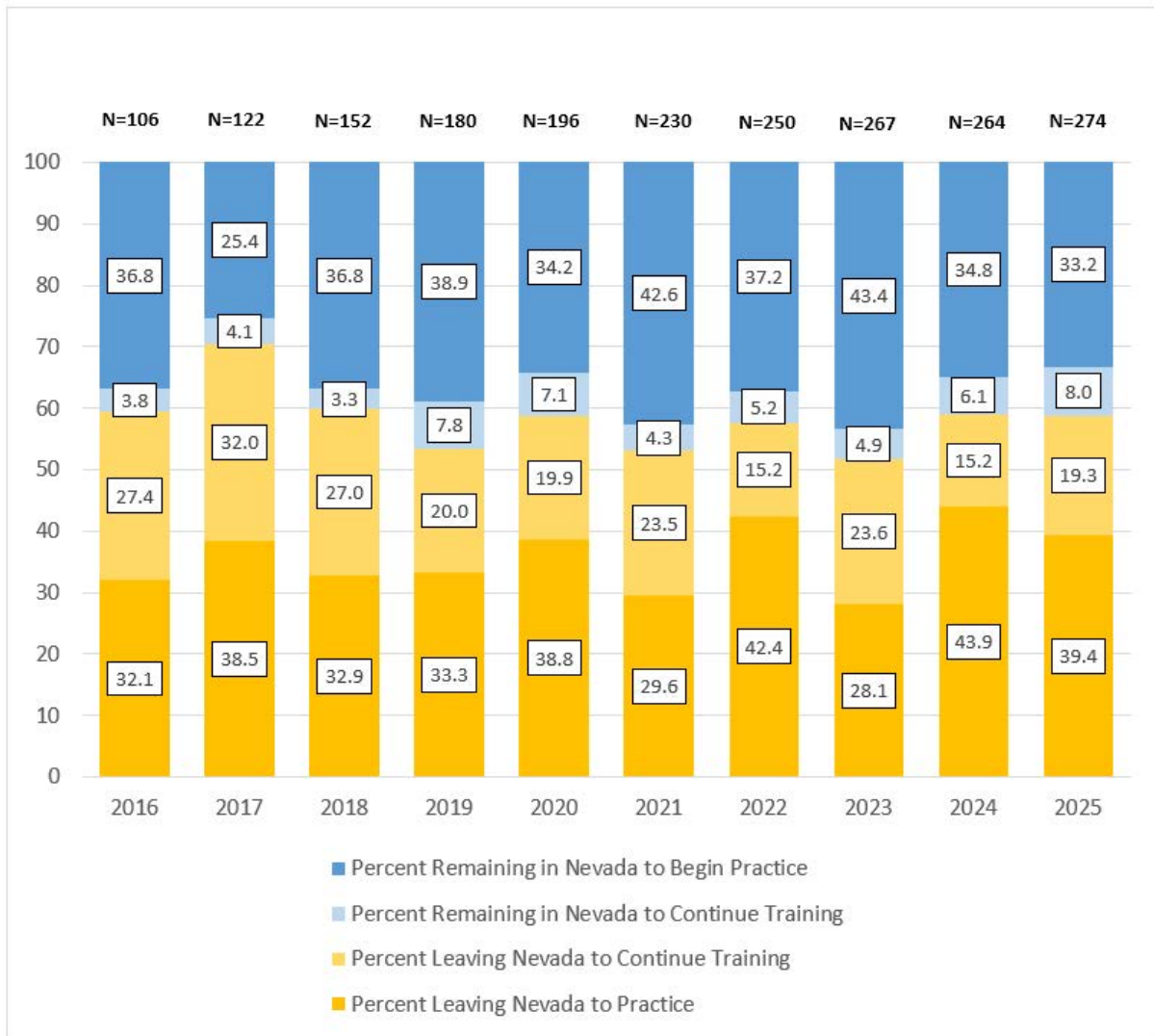
Figure 11: Plans of GME Graduates in Northern Nevada – 2016 to 2025

Nevada Retention Status	Beginning Clinical Practice	Continuing Training	Total
Remaining in Nevada	149 (34.4%)	33 (7.6%)	182 (42.0%)
Leaving Nevada	180 (41.6%)	71 (16.4%)	251 (58.0%)
Total	329 (76.0%)	104 (24.0%)	433 (100.0%)

Source: Nevada Health Workforce Research Center (2025).

Figure 12 highlights that the number of physicians completing GME in Nevada increased from 106 graduates in 2016 to 274 in 2025 (158.5%) from their GME survey data and their licensure data. The percentage of graduates remaining in Nevada has fluctuated from year to year, with a high of 48.3% in 2023 and a low of 29.5% in 2017. Over the past decade, an average of 57.4% of GME graduates left the state to continue subspecialty training or seek fellowship opportunities that are in short supply or do not exist in Nevada.

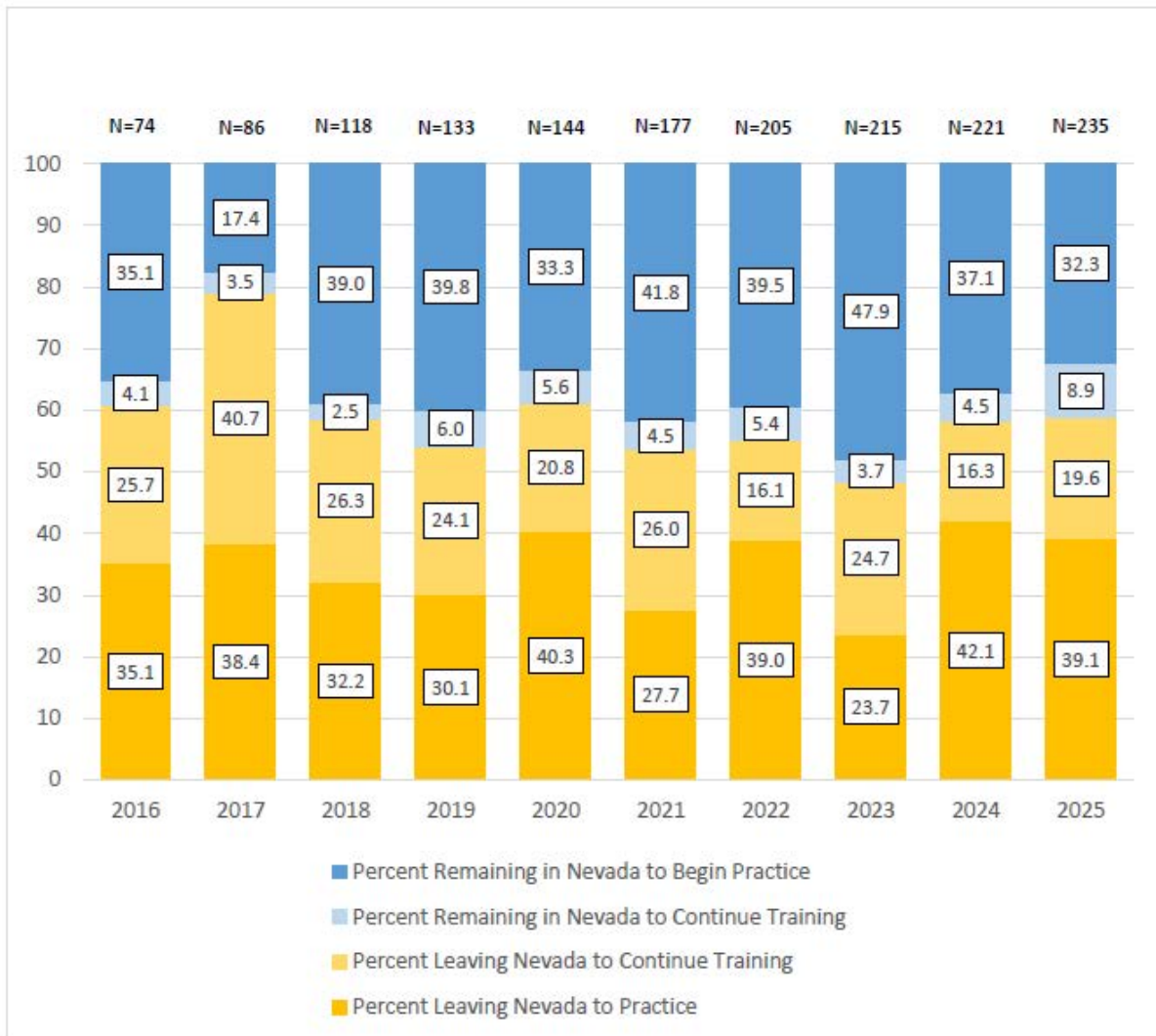
Figure 12: Employment, Training, and Location Plans for GME Graduates in Nevada – 2016 to 2025



Source: Nevada Health Workforce Research Center (2025).

Figure 13 shows that the number of physicians completing GME in Southern Nevada increased from 74 graduates in 2016 to 235 in 2025 (217.6%). The percentage of graduates remaining in Nevada ranged from a high of 51.6% in 2023 to a low of 20.9% in 2017. Over the past decade, an average of 57.3% of GME graduates in Southern Nevada left the state to continue subspecialty training or seek fellowship opportunities that are in short supply or do not exist in Nevada.

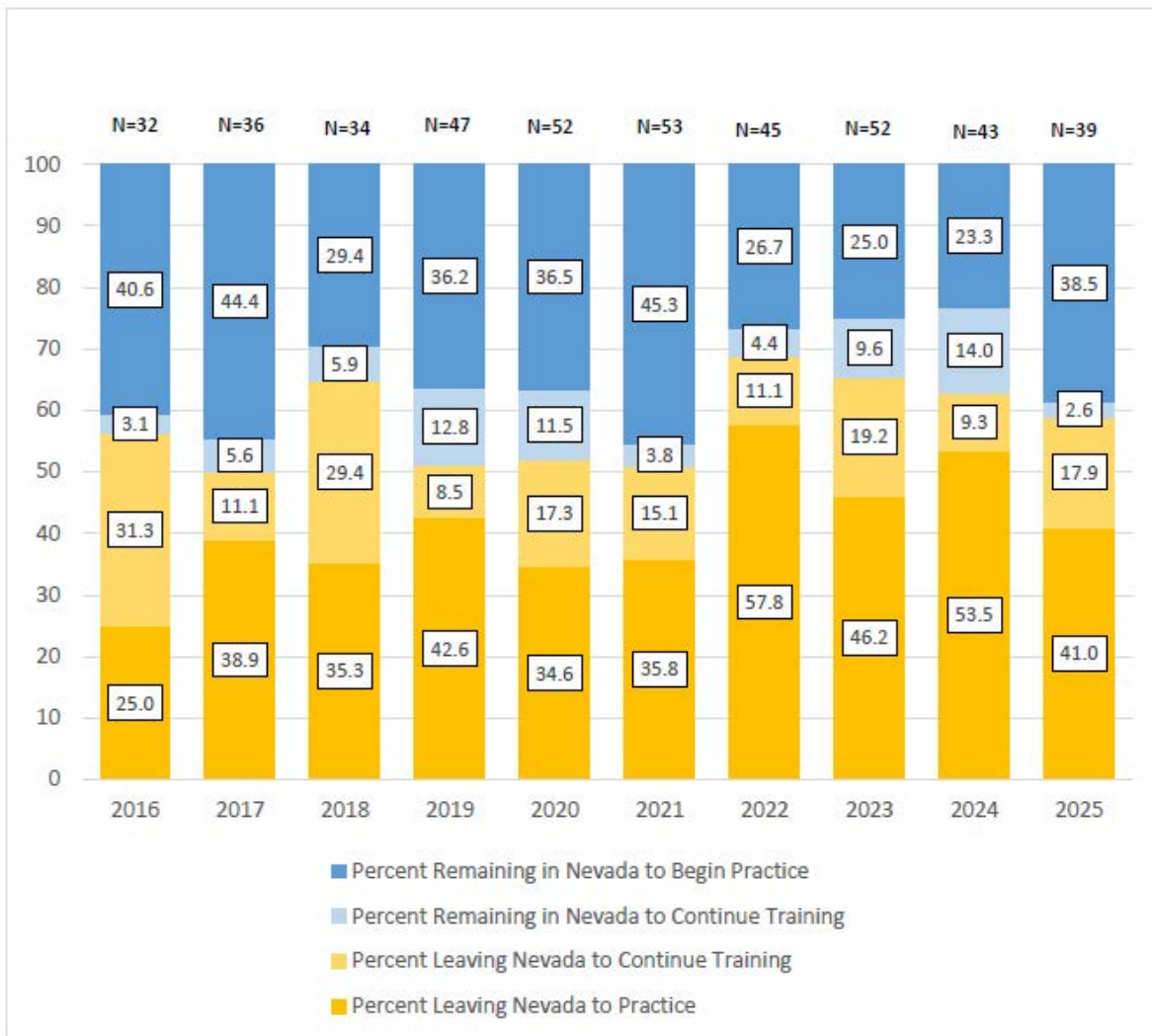
Figure 13: Employment, Training, and Location Plans for GME Graduates in Southern Nevada – 2016 to 2025



Source: Nevada Health Workforce Research Center (2025).

Figure 14 reveals that the number of physicians completing GME in Northern Nevada increased from 32 graduates in 2016 to 39 in 2025 (21.9%). The percentage of graduates remaining in Nevada ranged from a high of 50.0% in 2017 to a low of 31.1% in 2022. Over the past decade, an average of 58.0% of GME graduates in Northern Nevada left the state to continue subspecialty training or seek fellowship opportunities that are in short supply or do not exist in Nevada.

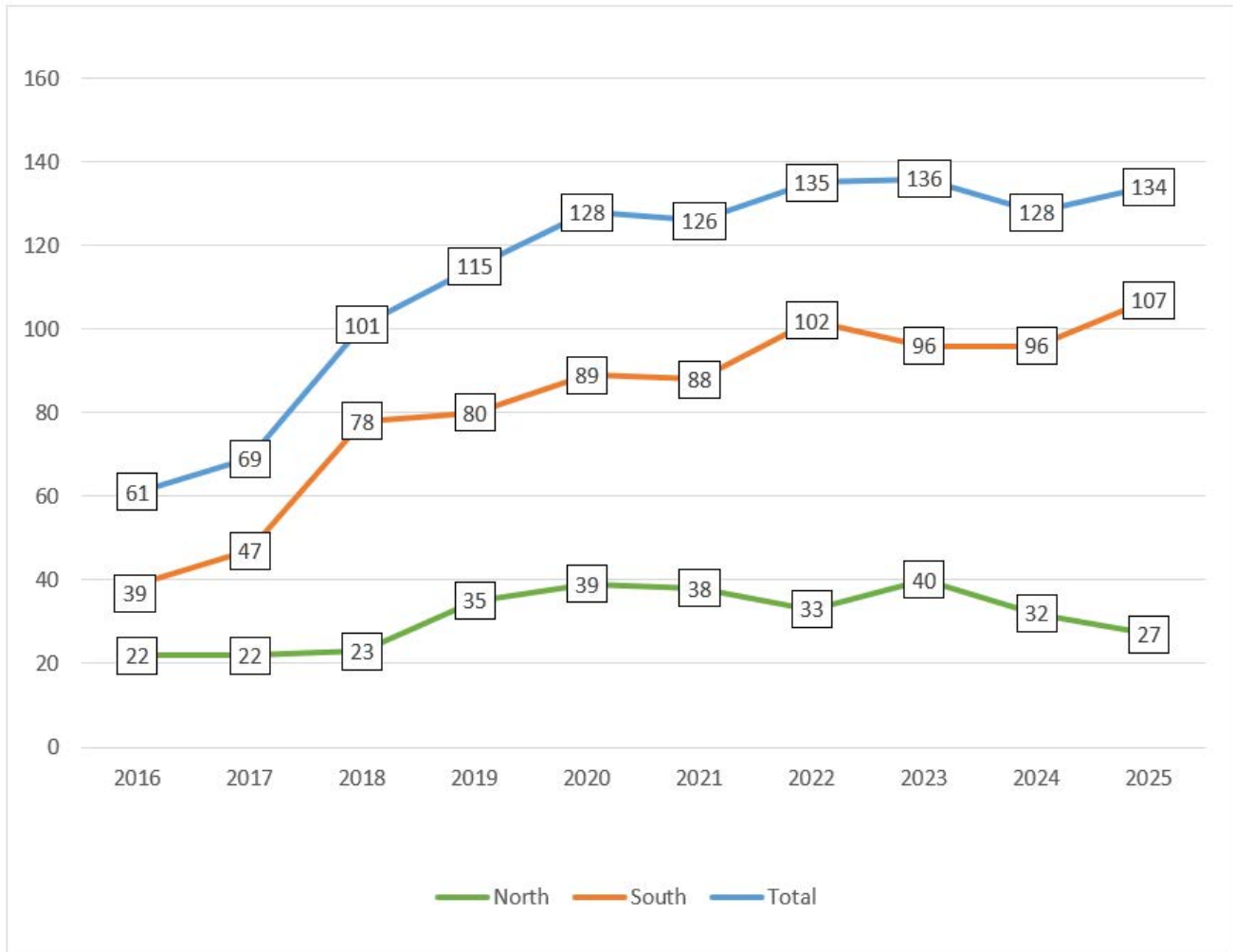
Figure 14: Employment, Training, and Location Plans for GME Graduates in Northern Nevada – 2016 to 2025



Source: Nevada Health Workforce Research Center (2025).

Figure 15 highlights the number of primary care GME graduates grew from 61 graduates in 2016 to 134 graduates in 2025 (119.7%). The number of primary care graduates in Southern Nevada grew from 39 to 107 (174.4%). The number of primary care graduates in Northern Nevada grew from 22 to 27 (22.7%). Primary care residency programs include family medicine, internal medicine, and pediatrics.

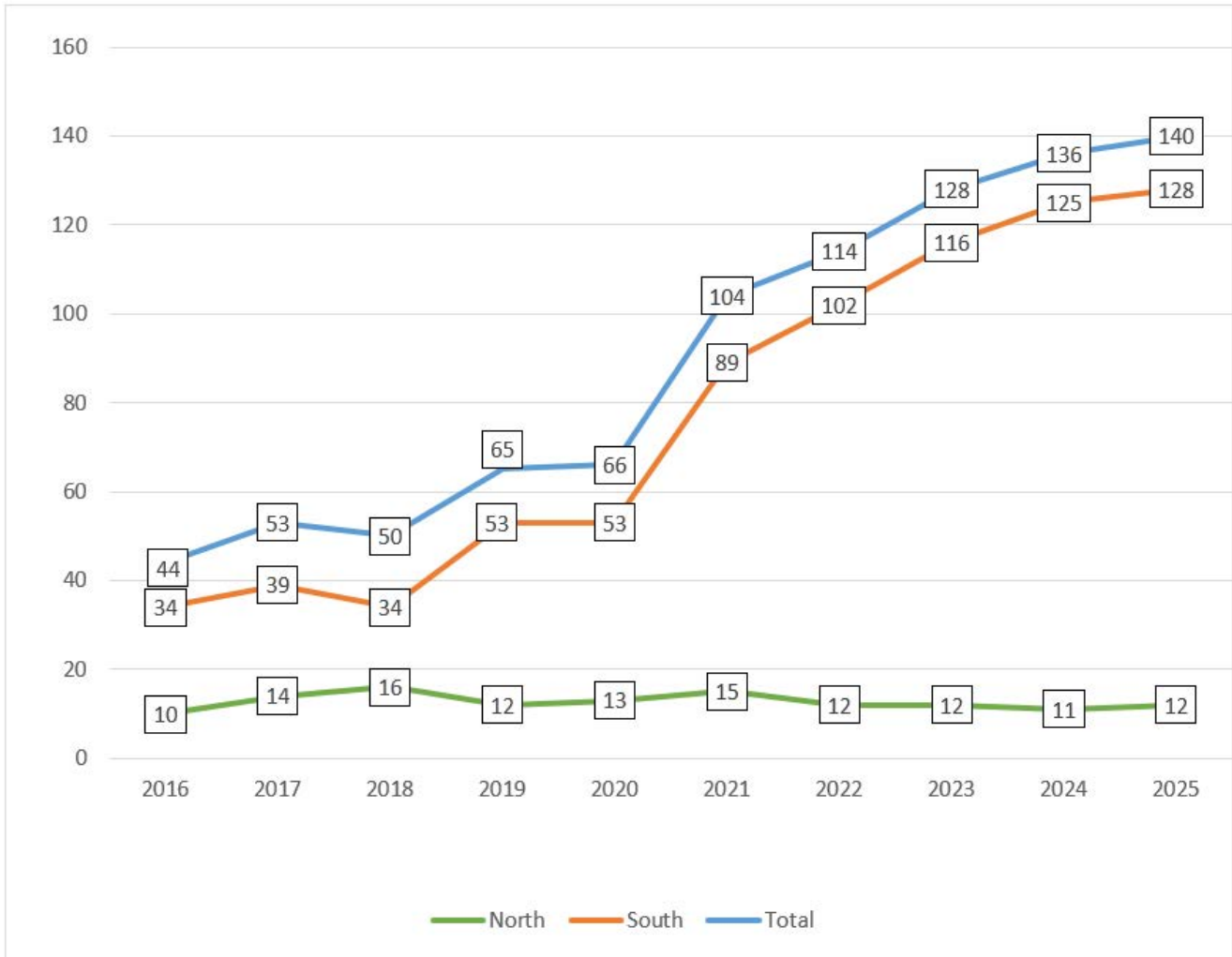
Figure 15: GME Graduates in Nevada: Primary Care – 2016 to 2025



Source: Nevada Health Workforce Research Center (2025).

Figure 16 highlights trends in the number of residents and fellows completing medical and surgical GME programs in Nevada. Statewide, GME graduates grew from 44 in 2016 to 140 in 2025 (218.2%). The number of graduates in Southern Nevada grew from 34 in 2016 to 128 in 2025 (276.5%). Over the past decade, there was little variable growth, averaging (2.9%), in the number of graduates in Northern Nevada.

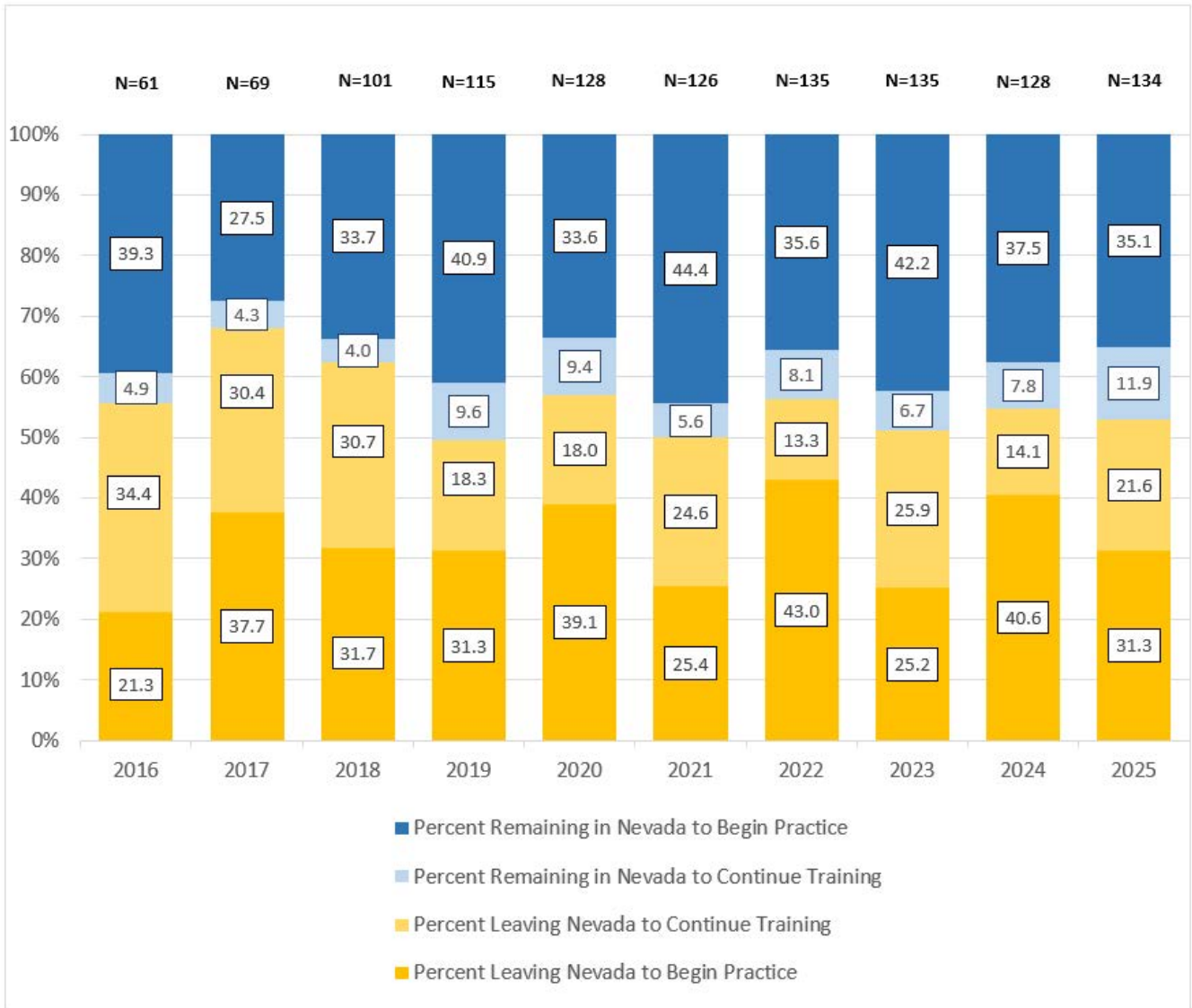
Figure 16: GME Graduates in Nevada: Medical and Surgical Specialties – 2016 to 2025



Source: Nevada Health Workforce Research Center (2025).

Figure 17 highlights the number of physicians completing primary care residency programs in Nevada over the past decade. The number of primary care GME graduates increased from 61 in 2016 to 134 in 2025 (119.7%). The percentage of primary care GME graduates remaining in Nevada has fluctuated from year to year, with a high of 50.5% in 2019 and a low of 31.8% in 2017. Over the past decade, an average of 55.0% of GME graduates left the state to continue subspecialty training or seek fellowship opportunities that are in short supply or do not exist in Nevada.

Figure 17: Employment, Training, and Location Plans of GME Graduates Completing Primary Care Residency Programs in Nevada – 2016 to 2025



Source: Nevada Health Workforce Research Center (2025).

Figure 18 provides data on employment barriers facing physicians in the Nevada job market as reported by GME graduates in 2025. GME graduates leaving Northern Nevada reported ability to manage student loans and starting salary or compensation as the top barriers. GME graduates leaving Southern Nevada reported quality of life and starting salary or compensation as the top employment barriers.

Figure 18: Self-Reported Employment Barriers in the Current Nevada Job Market – 2025

Remaining in Northern Nevada (n=15)	Remaining in Southern Nevada (n=97)
<ol style="list-style-type: none"> 1. Starting salary or compensation (46.7%) 2. Ability to manage student loans (46.7%) 3. Credentialing issues (26.7%) 4. Lack of desirable shifts (20.0%) 5. Lack of experience (20.0%) 6. Quality of life (20.0%) 	<ol style="list-style-type: none"> 1. Starting salary or compensation (33.0%) 2. Ability to manage student loans (22.7%) 3. Credentialing/Licensing issues (21.6%) 4. Quality of life (15.5%) 5. Lack of desirable shifts (13.4%)
Leaving Northern Nevada (n=23)	Leaving Southern Nevada (n=138)
<ol style="list-style-type: none"> 1. Starting salary or compensation (30.4%) 2. Lack of desirable shifts (26.1%) 3. Lack of employment opportunity for spouses (26.1%) 4. Quality of life (21.7%) 5. Lack of jobs in a specific region (17.4%) 	<ol style="list-style-type: none"> 1. Starting salary or compensation (25.8%) 2. Quality of life (22.7%) 3. Lack of desirable shifts (17.5%) 4. Ability to manage student loans (16.5%) 5. Lack of employment opportunities for spouses (12.4%)

Note: Responses were summarized from Q27: “Which of the following best describes employment barriers in the current job market in Nevada for graduating physicians? Check all that apply.”

Source: Nevada Health Workforce Research Center (2025).

Figure 19 provides information on incentives offered by employers as reported by physicians completing GME programs in 2025. Starting salary was identified as a top incentive regardless of whether a graduate remained in or left Nevada followed by sign-on bonuses.

Figure 19: Self-Reported Employment Incentives – 2025

Remaining in Northern Nevada (n=15)	Remaining in Southern Nevada (n=97)
<ol style="list-style-type: none"> 1. Starting salary or compensation (99.3%) 2. Sign-on bonuses (86.7%) 3. Income guarantees (53.3%) 4. Education loan repayment (53.3%) 5. Career development opportunities, e.g. CME (40.0%) 	<ol style="list-style-type: none"> 1. Starting salary or compensation (34.0%) 2. Career development opportunities, e.g. CME (33.0%) 3. Sign-on bonus (29.9%) 4. Income guarantees (25.8%) 5. Education loan repayment (10.3%)
Leaving Northern Nevada (n=23)	Leaving Southern Nevada (n=138)
<ol style="list-style-type: none"> 1. Starting salary or compensation (47.8%) 2. Sign-on bonus (47.8%) 3. Relocation allowances (34.7%) 4. Income guarantees (34.7%) 5. Career development opportunities, e.g. CME (21.7%) 6. Education loan repayment (21.7%) 	<ol style="list-style-type: none"> 1. Starting salary or compensation (33.0%) 2. Sign-on bonus (30.9%) 3. Career development opportunities, e.g. CME (26.8%) 4. Relocation allowance (24.7%) 5. Income guarantees (22.7%)

Note: Responses were summarized from Q32, “Please identify all the incentives you received for accepting your new job. Check all that apply.”

Source: Nevada Health Workforce Research Center (2025).

Figure 20 provides data on factors influencing GME graduates’ decision to remain in or leave Nevada. Family and availability of fellowship opportunities were key factors identified by graduates regardless of whether they stayed in or left northern Nevada. Graduates leaving Southern Nevada reported that leaving had to do more with family and fellowship training than salary or ability to find a job.

Figure 20: Self-Reported Factors Influencing the Decision to Leave or Remain in Nevada – 2025

Remaining in Northern Nevada (n=15)	Remaining in Southern Nevada (n=97)
<ol style="list-style-type: none"> 1. Family in Nevada (66.7%) 2. Practice setting or work environment (26.7%) 3. Quality of life (12.5%) 4. Family in Nevada (6.3%) 	<ol style="list-style-type: none"> 1. Family in Nevada (34.0%) 2. Ability to find a job (11.3%) 3. Reputation of work environment (9.3%) 4. Quality of life (5.2%) 5. Fellowship availability (5.2%)
Leaving Northern Nevada (n=23)	Leaving Southern Nevada (n=138)
<ol style="list-style-type: none"> 1. Fellowship (26.1%) 2. Ability to find a job (17.4%) 3. Availability of free time (8.7%) 4. Family not in Nevada (8.7%) 5. Quality of life (4.3%) 	<ol style="list-style-type: none"> 1. Family in a different state (21.0%) 2. Fellowship availability (15.2%) 3. Never intended to practice (7.6%) 4. Salary compensation (8.0%) 5. Practice setting (5.8%)

Note: Answers were summarized from Q36, “What is the most important factor that influenced your decision to remain in or leave Nevada?”

Source: Nevada Health Workforce Research Center (2025)

Appendix A: Profile of Nevada GME Graduate Survey Respondents in 2025 (n=212)

Indicator	Northern Programs		Southern Programs		Total	
	Number	Percent	Number	Percent	Number	Percent
Male	18	46.2	102	60.0	120	56.6
Female	20	51.3	65	37.5	85	40.1
Prefer not to answer or missing	1	2.6	6	3.5	7	3.3
Native born U.S. Citizens	26	66.7	128	74.0	154	72.6
Naturalized Citizens	5	12.8	33	19.1	38	17.9
Permanent Residents	4	10.3	5	2.9	9	4.2
Exchange Visa Recipients (e.g., J-1)	3	7.7	3	1.7	6	2.8
Prefer not to answer or missing	1	2.6	4	2.3	5	2.4
US Medical Graduates (USMG)	25	64.1	130	75.1	155	73.1
International Medical Graduates (IMG)	14	35.9	41	23.7	55	25.9
Prefer not to answer or missing	0	0	2	1.2	2	0.9
Speak a Second Language	21	53.8	94	54.3	115	54.2
Do not speak a second language	17	43.6	79	45.7	96	45.3
Prefer not to answer or missing	1	2.6	0	0	1	0.5
Allopathic Physicians (MDs)	25	64.1	79	45.7	104	49.1
Osteopathic Physicians (DOs)	12	30.8	81	46.8	93	43.9
MBBS Degree Recipients	2	5.1	11	6.4	13	6.1
Prefer not to answer or missing	0	0	2	2.1	2	1.9

Note: Most of the data in this table was derived from those residents and fellows who responded to the 2025 GME survey. “MBBS” refers to the Bachelor of Medicine and Bachelor of Surgery degree. The residents and fellows survey was sent to 274 graduates of which 212 submitted surveys for a response rate of 77.4%

Appendix A: Continued

Debt Reported	Northern Programs		Southern Programs		Total	
	Number	Percent	Number	Percent	Number	Percent
Physicians with Debt	29	74.4	120	69.4	149	70.3
Physicians with No Debt	9	23.1	50	28.9	59	27.8
Prefer not to answer or missing	1	2.6	3	1.7	4	1.9

Average Debt and Starting Salary	Northern Programs	Southern Programs	Total
Average Debt (\$) for all GME graduates (n=212)	200,769	219,976	216,442
Average Debt (\$) for those with debt (n=144)	279,643	328,066	318,651
Average Debt (\$) when starting practice(n=95)	292,917	338,475	326,965
Average Debt (\$) when training OOS (n=36)	266,667	323,848	319,083
Average Debt (\$) when training in NV (n=11)	N/A	303,364	303,364
Average Salary (\$) n=135	280,636	304,236	298,402
Average Salary (\$) – Starting Practice in NV (N=48)	271,300	259,171	261,867
Average Salary (\$) – Starting Practice OOS (n=45)	288,417	353,525	335,768

Appendix B: Online Questionnaire – Nevada GME Survey 2025

Since 2004, the Nevada Health Workforce Research Center has coordinated the Nevada Graduate Medical Education Graduation Survey. The survey is administered to physicians completing residencies and fellowships in Nevada. The survey assesses the future employment and continuing educational plans of graduating residents and fellows. Please complete the survey if you are graduating at any point in 2025. This survey takes approximately 10 minutes to complete. If you have any questions, please Contact Tabor Griswold, PhD at tgriswold@med.unr.edu

Program Location

Q1. Indicate the type of GME training you are completing this year.

- Residency
- Fellowship [If YES, skip to Q3]
- Preliminary or Transitional [exit]

Q2. Residency selected. What is the name of the residency from which you are graduating?

- Anesthesiology
- Emergency Medicine
- Family Medicine
- Family Medicine – Rural
- General Surgery
- Internal Medicine
- Internal Medicine – Primary Care
- Neurology
- Obstetrics and Gynecology
- Orthopedic Surgery
- Otolaryngology Head and Neck Surgery
- Pediatric Medicine
- Physical Medicine and Rehabilitation
- Plastic Surgery
- Psychiatry
- Radiology, Diagnostic
- Other: _____ [text]

Q3. Fellowship selected. What is the name of the fellowship from which you are graduating?

- Addiction Medicine – Multidisciplinary

AN – Critical Care Medicine

- EM – Pediatric
- EM – Ultrasound
- FM – Obstetrics
- FM – Pain Medicine
- FM – Sports Medicine
- FM – Urgent Care
- IM – Cardiovascular Disease
- IM – Critical Care Medicine (two years)
- IM – Endocrinology
- IM – Gastroenterology
- IM – Gastroenterology and Hepatology
- IM – Geriatric Medicine
- IM – Geriatric Medicine and Hospice & Palliative Medicine
- IM – Hospice & Palliative Medicine
- IM – Pulmonary Critical Care Medicine (three years)
- OBG – Minimally Invasive Gynecologic Surgery
- ORS – Sports Medicine
- ORS – Trauma
- Pain Medicine – Multidisciplinary
- Psychiatry – Child and Adolescent
- Psychiatry – Forensic
- Surgery – Acute Care (two years)
- Surgery – Critical Care (one year)
- Other: _____ [text box]

Q4. Which hospital or clinic was your primary training location during your GME program?

Facility Name: _____ [from dropdown list]

Q5. Who is the sponsoring institution for your program?

- Mike O’Callaghan
- Southern Nevada Health Dept GME
- Sunrise Health GME Consortium
- University of Nevada, Las Vegas School of Medicine GME
- University of Nevada, Reno School of Medicine GME
- Valley Health System GME
- Valley Hospital/OPTI West GME

Q6. In which county did you spend the majority of your time during your program?

- County: _____ [from dropdown list]

Q7. You did not select a residency or fellowship, please write in the name of your program.

- Name _____

Demographics

Q8. What is your year of birth? _____ [from dropdown list]

Q9. What is your sex? _____ [from dropdown list]

Q10. What is your citizenship status?

- H-1, H-2, H-3 (temporary worker)
- J-1, J-2 (exchange visitor)
- Native born U.S. citizen
- Naturalized citizen
- Permanent resident
- Prefer not to answer

Q11. Do you speak a language other than English?

- Yes or No (used to branch)

Q12. If yes, check all that apply.

- Arabic
- Chinese, including Mandarin or Cantonese
- Hindi, Punjabi, Gujarati, Teluga
- Russian
- Spanish
- Tagalog
- Urdu
- Vietnamese
- Other: _____ [text box]

Q13. Did you live in the United States when you graduated from high school?

- Yes or no (branch)

Q14. If yes, where did you live when you graduated from high school?

- City: _____ [text box]
- State: _____ [text box]

Q15. If not, where did you live when you graduated from high school?

- Select country from [from dropdown list]

Q16. You selected not listed, please write in the name of your country.

- _____ [text box]

Q17. In what year did you graduate from medical school?

- _____ [from dropdown list]

Q18. How many years have you been in Nevada?

- Three years or less
- More than three years and less than six years
- Six or more years

Education

Q19. Did you graduate from a medical school in the United States?

- Yes or no (branch)

Q20. Which is your degree?

- M.D.
- D.O.
- M.B.B.S.

Q21. If yes, from which medical school in the US did you graduate?

- _____ [from dropdown list]

Q22. You selected not listed, please write in the name of your medical school.

- _____ [text box]

Q23. If not, in which country was your medical school?

- _____ [from dropdown list]

Q24. You selected not listed, please write in the name of your medical school.

- _____ [text box]

Debt

Q25. Do you have educational debt?

- Yes [if YES, answer Q26]
- No [if NO, skip to Q28]

Q26. Please estimate your current amount of educational debt. (Dollars, e.g., 100000) _____ [text box]

Scholarly Activity and Research

Q28. If part of your GME training included scholarly activity or research, which of the following best describes your work? Check all that apply.

- Attended a regional or national medical conference
- Conducted a case report and a poster presentation at a regional or national conference
- Conducted a literature review in support of a research project or other scholarly activity
- Conducted an original research project with a poster presentation at a regional or national conference
- Published an original research article in a peer review scientific journal
- Received a grant award as a principal investigator or co-investigator

- Submitted a grant proposal as a principal investigator or a co-investigator
- Wrote a book chapter in a textbook related to medicine
- Not applicable, I did not undertake any scholarly activity or research

Q29. What is the focus of your scholarly activity or research? _____ [text box]

Employment Search

Q30. As you were completing your residency or fellowship, did you conduct an employment search?

- Yes, I was offered and accepted employment after conducting a search
- Yes, but I have not been offered employment
- Yes, but I have decided to pursue additional training or a fellowship (go to Q38)
- No, I was offered and accepted employment without conducting a search
- No, I am pursuing additional training or a fellowship (go to Q38)
- No, I am not looking for employment or pursuing additional training (go to Q38)

Q31. At what point in your residency or fellowship did you begin to actively explore employment opportunities, such as obtaining job information or arranging interviews with prospective employers?

- Currently exploring employment opportunities
- 2 to 5 months before graduation
- 6 to 12 months before graduation
- More than 1 year before graduation

Q32. Please indicate how actively you have searched for employment?

- Very actively
- Actively
- Somewhat actively
- Not actively at all

Q33. In your opinion, what is the best source of information regarding employment opportunities?

- Current employer
- Online advertising (delete newspapers)
- Personal networking or peers
- Physician recruiters or recruitment fairs
- State or local medical association
- Your specific GME program

Q34. What is your overall assessment of practice opportunities in your specialty in Nevada?

- There are many jobs
- There are some jobs
- There are few jobs
- I don't know

Q35. What is your overall assessment of practice opportunities in your specialty nationally?

- There are many jobs
- There are some jobs
- There are few jobs
- I don't know

Q36. How many job offers have you received in your specialty in the past twelve months? Please exclude fellowships, chief residency, and other training positions.

- No – I have received no job offers
- Yes – I have received 1 to 5 job offers
- Yes – I have received more than 5 job offers

Q37. Which of the following best describes your assessment employment barriers in the current job market in Nevada for graduating physicians? Check all that apply.

- Ability to manage student loans and debt
- Credentialing issues
- Lack of desirable shifts
- Lack of employment opportunities for spouse or partner
- Lack of experience
- Lack of full-time positions
- Lack of jobs in specialty areas
- Lack of jobs in specific region
- Lack of jobs that meet visa requirements
- Licensing issues
- Practice or work environment
- Starting salary or compensation
- Other, please specify: _____ [text box]

Q38. Are you pursuing additional training or fellowship?

Additional Training or a Fellowship (Displayed if employment search criteria are not offered or a yes to training, or pursuing additional training or fellowship)

Q39. What additional training or fellowship are you pursuing, e.g. type of fellowship program? _____ [text box]

Q40. What type of fellowship are you entering, e.g. pediatric oncology? _____

Q41. What is the name and location of your fellowship? _____

Q42. If you chose yes, why are you leaving Nevada to pursue additional training or a fellowship?

- Additional training and fellowship opportunities in my field in Nevada are inadequate or in short supply
- Additional training and fellowship opportunities in my field do not exist in Nevada
- Other, please specify: _____ [text box]

Employment

Q43. Upon completion of your current GME training, which of the following best describes your employment position or anticipated position?

- Patient care, office-based
- Patient care, hospital-based
- Administration
- Medical teaching and research
- Other, please specify: _____ [text box]

Q44. Please identify all the incentives you received for accepting your new job. Check all that apply.

- Career development opportunities, e.g. CME
- Educational loan repayment
- H-1 visa sponsorship
- Income guarantees
- J-1 visa waiver
- On-call payments
- Relocation allowances
- Sign-on bonus
- Starting salary
- Other, please specify: _____ [text box]

Q45. Will you be employed or anticipate being employed in Nevada?

- Yes
- No

Q46. In which county of Nevada will you be primarily employed or anticipate being employed?

County: _____ [from dropdown list]

Q47. In which state or territory in the U.S. did you accept employment?

State or territory: _____ [from dropdown list]

Q48. What is the most important factor that influenced your decision to remain in or leave Nevada?

- Ability to find a job
- Availability of free time
- Dealing with managed care requirements
- Dealing with Medicare and Medicaid requirements
- Educational debt
- Electronic health records and administrative tasks
- Enough work to support self or family
- Family in Nevada
- Family not in Nevada
- Fellowship availability
- Health care reform or efforts to repeal health care reform
- Incomplete training or experience
- Medical liability and insurance costs
- Never intended to practice in Nevada
- Practice setting or work environment

- Quality of life
- Salary/compensation
- Other, please specify: _____ [text box]

Q49. Would you mind sharing your starting salary? All results will be kept confidential and used to better understand employment opportunities for physicians in Nevada. (Dollars, e.g. 100000 no commas).

_____ [text box]

Final Comments

Q50. What part of your training had the most important impact on your decision to stay or leave, regardless of whether you plan to stay in Nevada or relocate to another state after completing your current residency or fellowship? _____ [text box]

Q51. Do you have any additional comments about physician workforce development (e.g., GME opportunities, state support for medical education, licensing requirements for physicians) in Nevada? _____ [text box]

Thank you for completing the survey!

If you have any questions about this survey or a copy of last year's report, please contact Tabor Griswold, PhD, Office of Statewide Initiatives, tgriswold@med.unr.edu.

If you want additional information on research undertaken by the Nevada Health Workforce Research Center and the Office of Statewide Initiatives, please visit [Office of Statewide Initiatives](#).

Appendix C: Residency and Fellowship Programs in Nevada Accredited by the Accreditation Council for Graduate Medical Education (ACGME) – July 1, 2025

Northern Nevada GME Programs

UNR Medicine GME Residency Programs

UNR Medicine GME Programs	Approved Slots	Filled Slots	Percent Filled	PGY1	PGY2	PGY3	PGY4	PGY5	PGY6	PGY7
Family Medicine	30	24	80.0	8	7	9	N/A	N/A	N/A	N/A
Internal Medicine	72	61	84.7	24	20	17	N/A	N/A	N/A	N/A
Pediatric Medicine	12	9	75.0	4	4	1	N/A	N/A	N/A	N/A
Psychiatry	32	23	71.9	8	7	4	4	N/A	N/A	N/A
Subtotal – UNR Residency Programs	146	117	80.1	44	38	31	4	N/A	N/A	N/A

UNR Medicine GME Fellowship Programs

UNR Medicine GME Programs	Approved Slots	Filled Slots	Percent Filled	PGY1	PGY2	PGY3	PGY4	PGY5	PGY6	PGY7
Family Medicine – Sports Medicine	2	2	100.0	N/A	N/A	N/A	2	N/A	N/A	N/A
Internal Medicine – Geriatric Medicine	5	2	40.0	N/A	N/A	N/A	2	N/A	N/A	N/A
Internal Medicine – Hospice & Palliative Medicine	4	3	75.0	N/A	N/A	N/A	3	N/A	N/A	N/A
Psychiatry – Child & Adolescent	4	3	75.0	N/A	N/A	N/A	N/A	2	1	N/A
Subtotal – UNR Fellowship Programs	15	10	66.7	N/A	N/A	N/A	7	2	1	N/A

UNR Med GME Programs (Grand Total Summary)

UNR Med GME Programs	Approved Slots	Filled Slots	Percent Filled	PGY1	PGY2	PGY3	PGY4	PGY5	PGY6	PGY7
Grand Total	161	127	78.9	44	38	31	11	2	1	N/A

Graduate Medical Education Trends in Nevada – 2025

Southern Nevada GME Programs

UNLV Medicine GME Residency Programs

UNLV Medicine GME Programs	Approved Slots	Filled Slots	Percent Filled	PGY1	PGY2	PGY3	PGY4	PGY5	PGY6	PGY7
Emergency Medicine	36	34	94.4	12	12	10	N/A	N/A	N/A	N/A
Family Medicine	15	15	100.0	5	5	5	N/A	N/A	N/A	N/A
Family Medicine Rural Program – Winnemucca	6	6	100.0	2	2	2	N/A	N/A	N/A	N/A
Internal Medicine	82	76	92.7	28	23	25	N/A	N/A	N/A	N/A
Obstetrics & Gynecology	24	24	100.0	6	6	6	6	N/A	N/A	N/A
Orthopaedic Surgery	20	20	100.0	4	4	4	4	4	N/A	N/A
Otolaryngology – Head & Neck Surgery	8	7	87.5	1	2	1	2	1	N/A	N/A
Pediatric Medicine	39	30	76.9	11	9	10	N/A	N/A	N/A	N/A
Plastic Surgery – Integrated	6	6	100.0	1	1	1	1	1	1	N/A
Psychiatry	40	38	95.0	10	10	10	8	N/A	N/A	N/A
Surgery – General	29	29	100.0	7	6	5	5	6	N/A	N/A
Subtotal – UNLV Residency Programs	305	285	93.4	87	80	79	26	12	1	N/A

UNLV Medicine GME Fellowship Programs

UNLV Medicine GME Programs	Approved Slots	Filled Slots	Percent Filled	PGY1	PGY2	PGY3	PGY4	PGY5	PGY6	PGY7
Emergency Medicine – Pediatric	6	5	83.3	N/A	N/A	N/A	1	2	2	N/A
Family Medicine – Sports Medicine	1	1	100.0	N/A	N/A	N/A	1	N/A	N/A	N/A
Hematology & Medical Oncology	6	0	0.0	N/A	N/A	N/A	N/A	N/A	N/A	N/A
Internal Medicine – Cardiovascular Disease	9	9	100.0	N/A	N/A	N/A	3	3	3	N/A
Internal Medicine – Endo, Diabetes, & Metabolism	4	4	100.0	N/A	N/A	N/A	2	2	N/A	N/A
Internal Medicine – Gastroenterology & Hepatology	6	6	100.0	N/A	N/A	N/A	2	2	2	N/A
Internal Medicine – Geriatric Medicine	2	1	50.0	N/A	N/A	N/A	1	N/A	N/A	N/A
Internal Medicine – Pulmonary Disease & Critical Care	16	10	62.5	N/A	N/A	N/A	3	3	4	N/A
Internal Medicine – Rheumatology	4	2	50.0	N/A	N/A	N/A	2	0	N/A	N/A
Orthopaedic - Trauma (OTA-Accredited)	1	0	0.0	N/A	N/A	N/A	N/A	N/A	0	N/A
Pathology – Forensic	2	0	0.0	N/A	N/A	N/A	N/A	0	N/A	N/A
Psychiatry – Child & Adolescent	4	4	100.0	N/A	N/A	N/A	2	2	N/A	N/A
Psychiatry – Forensic	1	1	100.0	N/A	N/A	N/A	N/A	1	N/A	N/A
Surgery – Acute Care (AAST-Accredited)	5	4	80.0	N/A	N/A	N/A	N/A	N/A	N/A	4
Surgery – Critical Care	5	4	80.0	N/A	N/A	N/A	N/A	N/A	4	N/A
Subtotal – UNLV Fellowship Programs	72	51	70.8	N/A	N/A	N/A	17	15	15	4

UNLV Medicine GME Programs (Grand Total Summary)

UNLV Medicine GME Programs	Approved Slots	Filled Slots	Percent Filled	PGY1	PGY2	PGY3	PGY4	PGY5	PGY6	PGY7
Grand total	377	336	89.1	87	80	79	43	27	16	4

Graduate Medical Education Trends in Nevada – 2025

Dignity Health Hospitals	Approved Slots	Filled Slots	Percent Filled	PGY1	PGY2	PGY3	PGY4	PGY5	PGY6	PGY7
Internal Medicine	36	24	66.7	13	11	0	N/A	N/A	N/A	N/A

HCA HSH GME Residency Programs

HCA HSH GME Programs	Approved Slots	Filled Slots	Percent Filled	PGY1	PGY2	PGY3	PGY4	PGY5	PGY6	PGY7
Anesthesiology (Mountain View)	32	28	87.5	7	7	8	6	N/A	N/A	N/A
Emergency Medicine (MV)	33	29	87.9	12	7	10	N/A	N/A	N/A	N/A
Family Medicine (Southern Hills)	24	26	108.3	8	8	10	N/A	N/A	N/A	N/A
Internal Medicine (MV)	66	62	93.9	21	20	21	N/A	N/A	N/A	N/A
Neurology (SH)	12	10	83.3	2	3	3	2	N/A	N/A	N/A
Obstetrics & Gynecology (MV)	16	14	87.5	4	4	4	2	N/A	N/A	N/A
Physical Medicine & Rehabilitation (MV)	18	16	88.9	6	5	5	N/A	N/A	N/A	N/A
Psychiatry (SH)	16	15	93.8	4	4	4	3	N/A	N/A	N/A
Radiology – Diagnostic (MV)	20	21	105.0	5	6	4	6	N/A	N/A	N/A
Surgery – General (MV)	28	19	67.9	3	4	4	4	4	N/A	N/A
Subtotal – HCA HSH Residency Programs	265	240	90.6	72	68	73	23	4	N/A	N/A

HCA HSH GME Fellowship Programs

HCA HSH GME Programs	Approved Slots	Filled Slots	Percent Filled	PGY1	PGY2	PGY3	PGY4	PGY5	PGY6	PGY7
Addiction Medicine – Multidisciplinary (SH)	4	2	50.0	N/A	N/A	N/A	2	N/A	N/A	N/A
Anesthesia – Critical Care Medicine (MV)	3	1	33.3	N/A	N/A	N/A	N/A	1	N/A	N/A
Internal Medicine – Endocrinology (MV)	4	4	100.0	N/A	N/A	N/A	2	2	N/A	N/A
Internal Medicine – Gastroenterology (SH)	9	9	100.0	N/A	N/A	N/A	3	3	3	N/A
Internal Medicine – Infectious Disease (SH)	2	0	0.0	N/A	N/A	N/A	0	0	N/A	N/A
Pain Medicine – Multidisciplinary (SH)	2	2	100.0	N/A	N/A	N/A	2	N/A	N/A	N/A
Subtotal – HCA HSH Fellowship Programs	26	16	61.5	N/A	N/A	N/A	7	6	3	N/A

HCA HSH GME Programs (Grand Total Summary)

HCA HSH GME Programs	Approved Slots	Filled Slots	Percent Filled	PGY1	PGY2	PGY3	PGY4	PGY5	PGY6	PGY7
Grand Total	291	256	88.0	72	67	74	31	10	3	N/A

Graduate Medical Education Trends in Nevada – 2025

OPTI West/Valley Hospital GME Consortium Fellowship Programs

OPTI West/Valley Hospital GME Consortium Programs	Approved Slots	Filled Slots	Percent Filled	PGY1	PGY2	PGY3	PGY4	PGY5	PGY6	PGY7
Internal Medicine – Gastroenterology	6	6	100.0	N/A	N/A	N/A	2	2	2	N/A
Internal Medicine – Hospice & Palliative Medicine	3	0	0.0	N/A	N/A	N/A	0	N/A	N/A	N/A
Internal Medicine – Pulmonary & Critical Care	6	6	100.0	N/A	N/A	N/A	2	2	2	N/A
Subtotal – OPTI West/VH Fellowship Programs	15	12	80.0	N/A	N/A	N/A	4	4	4	N/A

OPTI West/Valley Hospital GME Consortium Residency Programs

OPTI West/Valley Hospital GME Consortium Programs	Approved Slots	Filled Slots	Percent Filled	PGY1	PGY2	PGY3	PGY4	PGY5	PGY6	PGY7
Family Medicine	15	15	100.0	4	5	6	N/A	N/A	N/A	N/A
Internal Medicine	45	44	97.8	15	16	13	N/A	N/A	N/A	N/A
Neurology	8	8	100.0	2	2	2	2	N/A	N/A	N/A
Orthopedic Surgery	10	10	100.0	2	2	2	2	2	N/A	N/A
Subtotal – OPTI West/VH Residency Programs	78	77	98.7	23	25	23	4	2	N/A	N/A

OPTI West/Valley Hospital GME Consortium Programs (Grand Total Summary)

OPTI West/Valley Hospital GME Consortium Programs	Approved Slots	Filled Slots	Percent Filled	PGY1	PGY2	PGY3	PGY4	PGY5	PGY6	PGY7
Grand total	93	89	95.7	23	25	23	8	6	4	N/A

Southern Nevada Health District GME Programs	Approved Slots	Filled Slots	Percent Filled	PGY1	PGY2	PGY3	PGY4	PGY5	PGY6	PGY7
Public Health & General Preventive Medicine	4	0	0.0	N/A	0	0	N/A	N/A	N/A	N/A

Mike O'Callaghan Military Medical Center/Nellis AFB	Approved Slots	Filled Slots	Percent Filled	PGY1	PGY2	PGY3	PGY4	PGY5	PGY6	PGY7
Family Medicine	30	25	83.3	9	7	9	N/A	N/A	N/A	N/A

Valley Health System GME Consortium Residency Programs	Approved Slots	Filled Slots	Percent Filled	PGY1	PGY2	PGY3	PGY4	PGY5	PGY6	PGY7
Emergency Medicine	24	23	95.8	8	8	7	N/A	N/A	N/A	N/A
Family Medicine	30	30	100.0	9	11	10	N/A	N/A	N/A	N/A
Internal Medicine	60	40	66.7	20	20	0	N/A	N/A	N/A	N/A
Psychiatry	32	16	50.0	8	8	0	0	N/A	N/A	N/A
Surgery – General	28	21	75.0	4	4	4	5	4	N/A	N/A
Total – Valley Health System GME Consortium	174	130	74.7	49	51	21	5	4	N/A	N/A

Graduate Medical Education Trends in Nevada – 2025

ACGME-Accredited GME Programs in Nevada Residency Programs

ACGME-Accredited GME Programs in Nevada Programs	Approved Slots	Filled Slots	Percent Filled	PGY1	PGY2	PGY3	PGY4	PGY5	PGY6	PGY7
Northern Nevada Residency Programs	146	117	80.1	44	38	31	4	N/A	N/A	N/A
Southern Nevada Residency Programs	892	781	87.6	253	242	205	58	22	1	N/A
Subtotal – Residency Programs in Nevada	1,038	898	86.5	297	280	236	62	22	1	N/A

ACGME-Accredited GME Programs in Nevada Fellowship Programs

ACGME-Accredited GME Programs in Nevada Programs	Approved Slots	Filled Slots	Percent Filled	PGY1	PGY2	PGY3	PGY4	PGY5	PGY6	PGY7
Northern Nevada Residency Programs	15	10	66.7	N/A	N/A	N/A	7	2	1	N/A
Southern Nevada Residency Programs	113	79	69.9	N/A	N/A	N/A	28	25	22	4
Subtotal – Fellowship Programs in Nevada	128	89	69.5	N/A	N/A	N/A	35	27	23	4

ACGME-Accredited GME Programs in Nevada Programs (Grand Total Summary)

ACGME-Accredited GME Programs in Nevada Fellowship Programs	Approved Slots	Filled Slots	Percent Filled	PGY1	PGY2	PGY3	PGY4	PGY5	PGY6	PGY7
Grand Total	1,166	987	84.6	297	280	236	97	49	24	4

Appendix D: GME Graduates by Program in Nevada (Number) – 2016 to 2025

Northern Nevada GME Programs

UNR Medicine GME Residency Programs

UNR Medicine GME Programs	2016	2017	2018	2019	2020	2021	2022	2023	2024	2025	Total
Family Medicine	6	4	8	10	9	13	7	12	8	9	86
Internal Medicine	16	18	16	25	30	25	26	28	19	17	220
Pediatric Medicine	N/A	N/A	N/A	N/A	N/A	N/A	N/A	N/A	N/A	1	1
Psychiatry	2	4	3	4	5	5	6	5	5	4	43
Subtotal – UNR Residency Programs	24	26	27	39	44	43	39	45	32	31	350

UNR Medicine GME Fellowship Programs

UNR Medicine GME Programs	2016	2017	2018	2019	2020	2021	2022	2023	2024	2025	Total
Family Medicine – Sports Medicine	1	2	2	2	2	2	2	2	2	2	19
Internal Medicine – Geriatric Medicine	2	4	5	2	3	3	0	1	0	2	22
Internal Medicine – Hospice & Palliative Medicine	3	3	4	2	2	3	2	2	3	3	27
Psychiatry – Child & Adolescent	2	2	2	2	1	2	2	2	1	1	17
Subtotal – UNR Fellowship Programs	8	11	13	8	8	10	6	7	6	8	85

UNR Medicine GME Programs (Grand Total Summary)

UNR Medicine GME Programs	2016	2017	2018	2019	2020	2021	2022	2023	2024	2025	Total
Grand Total	32	37	40	47	52	53	45	52	38	39	435

Graduate Medical Education Trends in Nevada – 2025

Southern Nevada GME Programs

UNLV Medicine GME Residency Programs

UNLV Medicine GME Programs	2016	2017	2018	2019	2020	2021	2022	2023	2024	2025	Total
Emergency Medicine	10	10	6	11	9	10	10	10	10	10	96
Family Medicine	6	5	4	5	5	5	5	5	5	5	50
Family Medicine Rural Program – Winnemucca	N/A	1	2	2	2	2	2	2	2	2	17
Internal Medicine	22	25	19	19	23	22	22	21	22	21	216
Obstetrics & Gynecology	3	3	2	3	5	7	6	5	6	6	46
Orthopaedic Surgery	N/A	N/A	N/A	N/A	N/A	5	4	4	3	4	20
Otolaryngology – Head & Neck Surgery	1	1	1	1	1	1	1	1	1	1	10
Pediatrics	12	16	13	12	15	12	13	10	9	10	122
Plastic Surgery – Integrated	1	1	1	1	1	1	1	0	2	1	10
Psychiatry	4	6	5	8	5	9	8	8	8	8	69
Surgery – General	5	6	4	5	4	4	6	4	4	6	48
Subtotal – UNLV Residency Programs	64	74	57	67	70	78	78	70	72	74	704

UNLV Medicine GME Fellowship Programs

UNLV Medicine GME Programs	2016	2017	2018	2019	2020	2021	2022	2023	2024	2025	Total
Emergency Medicine – Pediatric	N/A	N/A	N/A	N/A	N/A	N/A	N/A	1	2	2	5
Family Medicine – Obstetrics	1	N/A	N/A	N/A	N/A	N/A	N/A	N/A	N/A	N/A	1
Family Medicine – Sports Medicine	2	1	1	1	1	3	2	1	1	1	14
Internal Medicine – Cardiovascular Disease	N/A	3	2	3	4	3	3	3	3	3	27
Internal Medicine – Critical Care Medicine	N/A	N/A	N/A	N/A	N/A	3	2	2	3	3	13
Internal Medicine – Endo, Diabetes, & Metabolism	N/A	N/A	N/A	N/A	N/A	N/A	2	2	2	2	8
Internal Medicine – Gastroenterology	N/A	2	2	0	2	2	2	2	2	2	16
Internal Medicine – Geriatric Medicine	N/A	N/A	N/A	N/A	N/A	1	1	0	1	1	4
Internal Medicine – Hematology and Medical Oncology	N/A	N/A	N/A	N/A	N/A	N/A	N/A	N/A	N/A	N/A	N/A
Internal Medicine – Pulmonary Disease & Critical Care	N/A	N/A	3	3	2	3	3	4	2	3	23
Internal Medicine – Rheumatology	N/A	N/A	N/A	N/A	N/A	N/A	N/A	N/A	N/A	N/A	N/A
OBG – Minimally Invasive Surgery	N/A	1	1	2	2	0	0	0	0	0	6
Orthopedic – Trauma (OTA-Accredited)	N/A	N/A	N/A	N/A	N/A	N/A	N/A	N/A	1	0	1
Pathology – Forensic	N/A	N/A	N/A	N/A	N/A	N/A	N/A	N/A	N/A	N/A	N/A
Psychiatry – Child & Adolescent	2	0	1	1	1	2	2	2	2	2	15
Psychiatry – Forensic	N/A	N/A	N/A	N/A	N/A	N/A	N/A	0	1	1	2
Surgery – Acute Care (AAST-Accredited)	2	4	3	3	3	2	4	5	3	4	33
Surgery – Critical Care	3	0	0	0	0	0	0	2	0	0	5
Surgery – Micro/Hand	N/A	1	N/A	N/A	N/A	N/A	N/A	N/A	N/A	N/A	1
Subtotal – UNLV Fellowship Programs	10	12	13	13	15	19	21	25	22	24	174

UNLV Medicine GME Programs (Grant Total Summary)

UNLV Medicine GME Programs	2016	2017	2018	2019	2020	2021	2022	2023	2024	2025	Total
Grand Total	74	86	70	80	85	97	99	95	94	98	878

Graduate Medical Education Trends in Nevada – 2025

Dignity Health Hospitals	2016	2017	2018	2019	2020	2021	2022	2023	2024	2025	Total
Internal Medicine	N/A	N/A	N/A	N/A	N/A	N/A	N/A	N/A	0	0	0

HCA HSH GME Residency Programs

HCA HSH GME Programs	2016	2017	2018	2019	2020	2021	2022	2023	2024	2025	Total
Anesthesiology (Mountain View)	N/A	N/A	N/A	N/A	N/A	6	8	7	4	6	31
Emergency Medicine (MV)	N/A	N/A	N/A	N/A	N/A	9	8	11	11	10	49
Family Medicine (Southern Hills)	N/A	N/A	N/A	N/A	6	8	8	8	8	10	48
Internal Medicine (MV)	N/A	N/A	20	20	19	19	22	20	23	21	164
Neurology (SH)	N/A	N/A	N/A	N/A	0	0	0	0	2	2	4
Obstetrics & Gynecology (MV)	N/A	N/A	N/A	N/A	4	4	4	4	4	2	22
Physical Medicine & Rehabilitation (MV)	N/A	N/A	N/A	N/A	N/A	N/A	5	6	6	5	22
Psychiatry (SH)	N/A	N/A	N/A	N/A	N/A	N/A	N/A	3	4	4	11
Radiology – Diagnostic (MV)	N/A	N/A	N/A	N/A	0	0	0	0	5	6	11
Surgery – General (MV)	N/A	N/A	N/A	4	3	5	4	4	3	4	27
Subtotal – HCA HSH Residency Programs	N/A	N/A	20	24	32	51	59	63	70	70	389

HCA HSH Fellowship Programs

HCA HSH GME Programs	2016	2017	2018	2019	2020	2021	2022	2023	2024	2025	Total
Anesthesia – Critical Care Medicine (MV)	N/A	N/A	N/A	N/A	N/A	N/A	0	0	0	1	1
Addiction Medicine – Multidisciplinary	N/A	N/A	N/A	N/A	N/A	N/A	1	1	2	2	6
Internal Medicine – Endocrinology (MV)	N/A	N/A	N/A	N/A	N/A	N/A	2	2	2	2	8
Internal Medicine – Gastroenterology (SH)	N/A	N/A	N/A	N/A	N/A	N/A	3	2	3	3	11
Internal Medicine – Infectious Disease	N/A	N/A	N/A	N/A	N/A	N/A	N/A	N/A	N/A	N/A	N/A
Pain Medicine – Multidisciplinary (SH)	N/A	N/A	N/A	N/A	N/A	N/A	2	0	2	2	6
Subtotal – HCA HSH Fellowship Programs	N/A	N/A	N/A	N/A	N/A	N/A	8	5	9	8	32

HCA HSH GME Programs (Grand Total Summary)

HCA HSH GME Programs	2016	2017	2018	2019	2020	2021	2022	2023	2024	2025	Total
Grand Total	N/A	N/A	20	24	32	51	67	68	79	80	421

Graduate Medical Education Trends in Nevada – 2025

OPTI West/Valley Hospital GME Consortium Residency Programs

OPTI West/Valley Hospital GME Consortium Programs	2016	2017	2018	2019	2020	2021	2022	2023	2024	2025	Total
Family Medicine	N/A	N/A	5	5	5	5	5	5	5	6	41
Internal Medicine	N/A	N/A	15	17	15	15	15	15	14	13	119
Neurology	N/A	N/A	2	2	3	2	2	2	2	2	17
Orthopedic Surgery	N/A	N/A	N/A	2	2	2	2	2	2	2	14
Subtotal – OPTI West/VH Residency Programs	N/A	N/A	22	26	25	24	24	24	23	23	191

OPTI West/Valley Hospital GME Consortium Fellowship Programs

OPTI West/Valley Hospital GME Consortium Programs	2016	2017	2018	2019	2020	2021	2022	2023	2024	2025	Total
Internal Medicine – Gastroenterology	N/A	N/A	1	2	1	2	2	2	2	2	14
Internal Medicine – Hospice & Palliative Medicine	N/A	N/A	N/A	N/A	N/A	N/A	N/A	3	1	0	4
Internal Medicine – Pulmonary & Critical Care	N/A	N/A	N/A	1	1	3	2	2	2	2	13
Subtotal – OPTI West/VH Fellowship Programs	N/A	N/A	1	3	2	5	4	7	5	4	31

OPTI West/Valley Hospital GME Consortium Programs (Grand Total Summary)

OPTI West/Valley Hospital GME Consortium Programs	2016	2017	2018	2019	2020	2021	2022	2023	2024	2025	Total
Grand Total	N/A	N/A	23	29	27	29	28	31	28	27	222

Southern Nevada Health District GME Programs	2016	2017	2018	2019	2020	2021	2022	2023	2024	2025	Total
Public Health & General Preventive Medicine	N/A	N/A	N/A	N/A	0	0	1	0	N/A	N/A	1

Valley Health System GME Consortium Residency Programs	2016	2017	2018	2019	2020	2021	2022	2023	2024	2025	Total
Emergency Medicine	N/A	N/A	N/A	N/A	N/A	N/A	N/A	8	8	7	23
Family Medicine	N/A	N/A	N/A	N/A	N/A	N/A	10	10	8	10	38
Internal Medicine	N/A	N/A	N/A	N/A	N/A	N/A	N/A	N/A	N/A	N/A	N/A
Psychiatry	N/A	N/A	N/A	N/A	N/A	N/A	N/A	N/A	N/A	N/A	N/A
Surgery – General	N/A	N/A	N/A	N/A	N/A	N/A	N/A	3	4	4	11
Subtotal – Valley Health System Residency Programs	N/A	N/A	N/A	N/A	N/A	N/A	10	21	20	21	72
Total – Valley Health System GME Consortium	N/A	N/A	N/A	N/A	N/A	N/A	10	21	20	21	72

Mike O’Callaghan Military Medical Center/Nellis AFB	2016	2017	2018	2019	2020	2021	2022	2023	2024	2025	Total
Family Medicine	N/A	N/A	N/A	N/A	N/A	N/A	N/A	N/A	N/A	9	9

Graduate Medical Education Trends in Nevada – 2025

Graduates from GME Residency Programs in Nevada

Graduates from GME Programs in Nevada	2016	2017	2018	2019	2020	2021	2022	2023	2024	2025	Total
Northern Nevada Residency Programs	24	26	26	39	44	43	39	45	37	31	354
Southern Nevada Residency Programs	64	74	99	117	127	153	172	178	185	197	1,366
<i>Subtotal – Residency Programs in Nevada</i>	88	100	125	156	171	196	211	225	222	228	1,720

Graduates from GME Fellowship Programs in Nevada

Graduates from GME Programs in Nevada	2016	2017	2018	2019	2020	2021	2022	2023	2024	2025	Total
Northern Nevada Fellowship Programs	8	10	13	8	8	10	6	7	6	8	84
Southern Nevada Fellowship Programs	10	12	14	16	17	24	33	37	36	38	237
<i>Subtotal – Fellowship Programs in Nevada</i>	18	22	27	24	25	34	39	44	42	46	321

Graduates from GME Programs in Nevada

Graduates from GME Programs in Nevada	2016	2017	2018	2019	2020	2021	2022	2023	2024	2025	Total
Grand Total	106	122	152	180	196	230	250	267	264	274	2,041

Appendix E: GME Graduates by Program in Nevada (Number Retained) – 2016 to 2025

Northern Nevada GME Programs

UNR Medicine GME Residency Programs

UNR Medicine GME Residency Programs	2016	2017	2018	2019	2020	2021	2022	2023	2024	2025	Total
Family Medicine	2	2	2	8	8	12	4	7	5	7	57
Internal Medicine	7	9	6	8	12	6	8	5	9	4	73
Pediatric Medicine	N/A	N/A	N/A	N/A	N/A	N/A	N/A	N/A	N/A	1	1
Psychiatry	1	2	0	2	2	3	2	1	2	2	17
Subtotal – UNR Residency Programs	10	13	8	18	22	21	14	13	15	14	148

UNR Medicine GME Fellowship Programs

UNR Medicine GME Fellowship Programs	2016	2017	2018	2019	2020	2021	2022	2023	2024	2025	Total
Family Medicine – Sports Medicine	0	0	0	0	2	2	0	1	0	0	5
Internal Medicine – Geriatric Medicine	2	3	3	2	1	0	0	1	0	1	13
Internal Medicine – Hospice & Palliative Medicine	1	1	0	1	0	2	0	1	1	0	7
Psychiatry – Child & Adolescent	1	1	1	2	0	0	0	2	0	1	8
Subtotal – UNR Fellowship Programs	4	5	4	5	3	4	0	5	1	2	33

UNR Medicine GME Programs

UNR Medicine GME Programs	2016	2017	2018	2019	2020	2021	2022	2023	2024	2025	Total
Grand Total	14	18	12	23	25	25	14	18	16	16	181

Southern Nevada GME Programs

UNLV Medicine GME Residency Programs

UNLV Medicine GME Programs	2016	2017	2018	2019	2020	2021	2022	2023	2024	2025	Total
Emergency Medicine	2	2	5	5	4	7	5	9	5	4	48
Family Medicine	6	2	2	0	2	4	2	2	5	4	29
Family Medicine Rural Program – Winnemucca	N/A	1	1	0	1	0	1	0	0	0	4
Internal Medicine	12	5	2	10	9	8	10	12	8	11	87
Obstetrics & Gynecology	1	0	1	2	1	3	3	0	2	1	14
Orthopaedic Surgery	N/A	N/A	N/A	N/A	N/A	0	1	0	0	0	1
Otolaryngology – Head & Neck Surgery	0	0	0	0	0	0	0	0	0	0	0
Pediatrics	1	2	3	4	4	3	5	3	0	3	28
Plastic Surgery – Integrated	0	0	0	0	0	0	0	0	1	1	2
Psychiatry	3	2	4	4	4	7	8	8	0	7	47
Surgery – General	1	1	1	2	1	1	1	0	1	1	10
Subtotal – UNLV Residency Programs	26	15	18	27	27	33	36	34	22	32	270

UNLV Medicine GME Fellowship Programs

UNLV Medicine GME Programs	2016	2017	2018	2019	2020	2021	2022	2023	2024	2025	Total
Emergency Medicine – Pediatrics	N/A	N/A	N/A	N/A	N/A	N/A	N/A	1	1	1	3
Family Medicine – Obstetrics	1	N/A	N/A	N/A	N/A	N/A	N/A	N/A	N/A	N/A	1
Family Medicine – Sports Medicine	1	0	1	1	0	1	1	0	1	0	6
Internal Medicine – Cardiovascular Disease	N/A	0	0	0	0	0	0	1	0	1	2
Internal Medicine – Critical Care Medicine (2 Yr)	N/A	N/A	N/A	N/A	N/A	2	0	1	1	0	4
Internal Medicine – Endocrinology, Diabetes, & Metabolism	N/A	N/A	N/A	N/A	N/A	N/A	1	0	1	1	3
Internal Medicine – Gastroenterology and Hepatology	N/A	1	0	0	2	1	1	1	1	0	7
Internal Medicine – Geriatric Medicine	0	0	0	0	0	0	1	0	1	1	3
Internal Medicine – Hematology and Infectious Disease	N/A	N/A	N/A	N/A	N/A	N/A	N/A	N/A	N/A	N/A	N/A
Internal Medicine – Pulmonary Disease & Critical Care	N/A	N/A	2	1	1	0	2	3	0	0	9
Internal Medicine – Rheumatology	N/A	N/A	N/A	N/A	N/A	N/A	N/A	N/A	N/A	N/A	N/A
Obstetrics – Minimally Invasive Surgery	N/A	N/A	N/A	N/A	1	N/A	N/A	N/A	N/A	N/A	1
Orthopedic – Trauma (OTA – Accredited)	N/A	N/A	N/A	N/A	N/A	N/A	N/A	0	0	0	0
Pathology – Forensic	N/A	N/A	N/A	N/A	N/A	N/A	N/A	N/A	N/A	N/A	N/A
Psychiatry – Child & Adolescent	2	0	1	1	0	1	2	2	2	1	12
Psychiatry – Forensic	N/A	N/A	N/A	N/A	N/A	N/A	N/A	N/A	1	1	2
Surgery – Acute Care (AAST – Accredited)	0	1	2	1	2	0	0	1	2	3	12
Surgery – Critical Care	0	0	0	0	0	0	0	0	0	0	0
Subtotal – UNLV Fellowship Programs	4	2	6	4	6	5	8	10	11	9	65

UNLV Medicine GME Programs (Grand Total Summary)

UNLV Medicine GME Programs	2016	2017	2018	2019	2020	2021	2022	2023	2024	2025	Total
Grand Total	30	17	24	31	33	38	44	44	33	41	335

Graduate Medical Education Trends in Nevada – 2025

Dignity Health Hospitals	2016	2017	2018	2019	2020	2021	2022	2023	2024	2025	Total
Internal Medicine	N/A	N/A	N/A	N/A	N/A	N/A	N/A	0	0	0	0

HCA HSH GME Residency Programs

HCA HSH GME Programs	2016	2017	2018	2019	2020	2021	2022	2023	2024	2025	Total
Anesthesiology (Mountain View)	N/A	N/A	N/A	N/A	N/A	3	4	4	2	1	14
Emergency Medicine (MV)	N/A	N/A	N/A	N/A	N/A	6	3	4	4	6	23
Family Medicine (Southern Hills)	N/A	N/A	N/A	N/A	1	5	3	4	4	6	23
Internal Medicine (MV)	N/A	N/A	8	13	11	11	3	9	9	11	75
Neurology (SH)	N/A	N/A	N/A	N/A	N/A	N/A	N/A	0	0	0	0
Obstetrics & Gynecology (MV)	N/A	N/A	N/A	N/A	0	2	0	4	0	0	6
Physical Medicine & Rehabilitation (MV)	N/A	N/A	N/A	N/A	N/A	N/A	1	3	3	2	9
Psychiatry (SH)	N/A	N/A	N/A	N/A	N/A	N/A	N/A	3	4	4	11
Radiology – Diagnostic (MV)	N/A	N/A	N/A	N/A	N/A	N/A	N/A	0	2	0	2
Surgery – General (MV)	N/A	N/A	0	0	0	0	1	1	0	0	2
Subtotal – HCA HSH Residency Programs	N/A	N/A	8	13	12	27	15	32	28	30	165

HCA HSH Fellowship Programs

HCA HSH Fellowship Programs	2016	2017	2018	2019	2020	2021	2022	2023	2024	2025	Total
Anesthesia – Critical Care Medicine (MV)	N/A	N/A	N/A	N/A	N/A	0	0	0	0	1	1
Addiction Medicine – Multidisciplinary	N/A	N/A	N/A	N/A	N/A	N/A	1	0	0	1	2
Internal Medicine – Endocrinology (MV)	N/A	N/A	N/A	N/A	N/A	0	2	2	0	2	6
Internal Medicine – Gastroenterology (SH)	N/A	N/A	N/A	N/A	N/A	N/A	1	1	1	2	5
Internal Medicine – Infectious Disease	N/A	N/A	N/A	N/A	N/A	N/A	N/A	N/A	N/A	N/A	0
Pain Medicine – Multidisciplinary (SH)	N/A	N/A	N/A	N/A	N/A	N/A	2	0	4	0	5
Subtotal – HCA HSH Fellowship Programs	N/A	N/A	N/A	N/A	N/A	0	5	3	5	6	19

HCA HSH Programs (Grand Total Summary)

HCA HSH Programs	2016	2017	2018	2019	2020	2021	2022	2023	2024	2025	Total
Grand Total	N/A	N/A	8	13	12	27	20	35	33	36	184

Graduate Medical Education Trends in Nevada – 2025

OPTI West/Valley Hospital GME Consortium Residency Programs

OPTI West/Valley Hospital GME Consortium Residency Programs	2016	2017	2018	2019	2020	2021	2022	2023	2024	2025	Total
Family Medicine	N/A	N/A	5	5	2	3	3	4	4	2	28
Internal Medicine	N/A	N/A	9	10	6	11	15	11	8	4	74
Neurology	N/A	N/A	2	1	1	0	0	1	1	0	6
Orthopedic Surgery	N/A	N/A	N/A	0	0	2	2	1	0	0	5
Subtotal – OPTI West/VH Residency Programs	N/A	N/A	16	16	9	16	20	17	13	6	113

OPTI West/Valley Hospital GME Consortium Fellowship Programs

OPTI West/Valley Hospital GME Consortium Programs	2016	2017	2018	2019	2020	2021	2022	2023	2024	2025	Total
Internal Medicine – Gastroenterology	N/A	N/A	1	0	1	1	0	0	0	2	5
Internal Medicine – Hospice & Palliative Medicine	N/A	N/A	0	0	0	0	0	2	1	0	3
Internal Medicine – Pulmonary & Critical Care	N/A	N/A	N/A	1	0	0	2	1	1	0	5
Subtotal – OPTI West/VH Fellowship Programs	N/A	N/A	1	1	1	1	2	3	2	2	13

OPTI West/Valley Hospital GME Consortium Programs (Grand Total Summary)

OPTI West/Valley Hospital GME Consortium Programs	2016	2017	2018	2019	2020	2021	2022	2023	2024	2025	Total
Grand Total	N/A	N/A	17	17	10	17	22	20	15	8	126

Graduate Medical Education Trends in Nevada – 2025

Southern Nevada Health District GME Programs	2016	2017	2018	2019	2020	2021	2022	2023	2024	2025	Total
Preventive Medicine & General Preventative Medicine	N/A	N/A	N/A	N/A	0	0	0	0	0	0	0

Valley Health System GME Consortium Residency Programs	2016	2017	2018	2019	2020	2021	2022	2023	2024	2025	Total
Emergency Medicine	N/A	N/A	N/A	N/A	N/A	N/A	N/A	2	4	2	8
Family Medicine	N/A	N/A	N/A	N/A	N/A	N/A	5	9	6	6	26
Internal Medicine	N/A	N/A	N/A	N/A	N/A	N/A	N/A	N/A	N/A	N/A	N/A
Psychiatry	N/A	N/A	N/A	N/A	N/A	N/A	N/A	N/A	N/A	N/A	N/A
Surgery – General	N/A	N/A	N/A	N/A	N/A	N/A	N/A	1	0	0	1
Subtotal – Valley Health System Residency Programs	N/A	N/A	N/A	N/A	N/A	N/A	5	12	10	8	35
Total – Valley Health System GME Consortium	N/A	N/A	N/A	N/A	N/A	N/A	5	12	10	8	35

Mike O’Callaghan Military Medical Center/Nellis AFB	2016	2017	2018	2019	2020	2021	2022	2023	2024	2025	Total
Family Medicine	NA	NA	NA	NA	NA	NA	NA	NA	NA	NA	NA

Graduates Retained from GME Residency Programs in Nevada

Graduates Retained from GME Programs in Nevada	2016	2017	2018	2019	2020	2021	2022	2023	2024	2025	Total
Northern Nevada Residency Programs	10	13	8	18	22	21	14	13	15	14	148
Southern Nevada Residency Programs	23	14	42	56	49	76	77	95	74	80	586
Subtotal – Residency Programs in Nevada	33	27	50	74	71	97	91	108	89	94	734

Graduates Retained from GME Fellowship Programs in Nevada

Graduates Retained from GME Programs in Nevada	2016	2017	2018	2019	2020	2021	2022	2023	2024	2025	Total
Northern Nevada Fellowship Programs	4	5	4	5	3	4	0	5	1	2	33
Southern Nevada Fellowship Programs	4	2	5	5	7	6	15	16	18	17	95
Subtotal – Fellowship Programs in Nevada	8	7	9	10	10	10	15	21	19	19	128

Graduates Retained from GME Programs in Nevada (Grand Total Summary)

Graduates Retained from GME Programs in Nevada	2016	2017	2018	2019	2020	2021	2022	2023	2024	2025	Total
Grand Total	41	34	59	84	81	107	106	129	108	113	862

Appendix F: GME Retention by Program in Nevada (Percent Retained) – 2016 to 2025

Northern Nevada GME Programs

UNR Medicine GME Residency Programs

UNR Medicine GME Programs	2016	2017	2018	2019	2020	2021	2022	2023	2024	2025	Total
Family Medicine	33.3	50.0	25.0	80.0	88.9	92.3	57.1	58.3	62.5	77.8	66.3
Internal Medicine	43.8	50.0	37.5	32.0	40.0	24.0	30.8	17.9	42.1	23.5	33.2
Pediatric Medicine	N/A	N/A	N/A	N/A	N/A	N/A	N/A	N/A	N/A	100.0	100.0
Psychiatry	50.0	50.0	0.0	50.0	40.0	60.0	33.3	20.0	40.0	50.0	39.5
Subtotal – UNR Residency Programs	41.7	50.0	29.6	46.2	50.0	48.8	35.9	28.9	46.9	45.2	42.3

UNR Medicine GME Fellowship Programs

UNR Medicine GME Fellowship Programs	2016	2017	2018	2019	2020	2021	2022	2023	2024	2025	Total
Family Medicine – Sports Medicine	0.0	0.0	0.0	0.0	100.0	100.0	0.0	50.0	0.0	0.0	26.3
Internal Medicine – Geriatric Medicine	100.0	75.0	60.0	100.0	33.3	0.0	0.0	100.0	0.0	50.0	59.1
Internal Medicine – Hospice & Palliative Medicine	33.3	33.3	0.0	50.0	0.0	66.7	0.0	50.0	33.3	0.0	25.9
Psychiatry – Child & Adolescent	50.0	50.0	50.0	100.0	0.0	0.0	0.0	100.0	0.0	100.0	47.1
Subtotal – UNR Fellowship Programs	50.0	45.5	30.8	62.5	37.5	40.0	0.0	71.4	16.7	25.0	38.8

UNR Medicine GME Programs (Grand Total Summary)

UNR Medicine GME Programs	2016	2017	2018	2019	2020	2021	2022	2023	2024	2025	Total
Grand Total	43.8	48.6	30.0	48.9	48.1	47.2	31.1	34.6	42.1	41.0	41.6

Southern Nevada GME Programs

UNLV Medicine GME Residency Programs

UNLV Medicine GME Programs	2016	2017	2018	2019	2020	2021	2022	2023	2024	2025	Total
Emergency Medicine	20.0	20.0	66.7	45.5	55.6	70.0	50.0	90.0	50.0	40.0	50.0
Family Medicine	100.0	40.0	50.0	0.0	40.0	80.0	40.0	40.0	100.0	80.0	58.0
Family Medicine Rural Program – Winnemucca	N/A	100.0	50.0	0.0	50.0	0.0	50.0	0.0	0.0	0.0	23.5
Internal Medicine	54.5	20.0	10.5	52.6	39.1	36.4	45.5	57.1	36.4	52.4	40.3
Obstetrics & Gynecology	33.3	0.0	50.0	66.7	0.0	42.9	50.0	0.0	33.3	16.7	30.4
Orthopaedic Surgery	N/A	N/A	N/A	N/A	N/A	0.0	25.0	0.0	0.0	0.0	5.0
Otolaryngology – Head & Neck Surgery	0.0	0.0	0.0	0.0	0.0	0.0	0.0	0.0	0.0	0.0	0.0
Pediatrics	8.3	12.5	23.1	33.3	26.7	25.0	38.5	30.0	0.0	30.0	23.0
Plastic Surgery – Integrated	0.0	0.0	0.0	0.0	0.0	0.0	0.0	0.0	50.0	100.0	20.0
Psychiatry	75.0	33.3	80.0	50.0	80.0	77.8	100.0	100.0	0.0	87.5	68.1
Surgery – General	20.0	16.7	25.0	40.0	25.0	25.0	16.7	0.0	25.0	16.7	20.8
Subtotal – UNLV Residency Programs	40.6	20.3	31.6	40.3	38.6	42.3	46.2	48.6	30.6	43.2	38.4

UNLV Medicine GME Fellowship Programs

UNLV Medicine GME Programs	2016	2017	2018	2019	2020	2021	2022	2023	2024	2025	Total
Emergency Medicine – Pediatric	N/A	N/A	N/A	N/A	N/A	N/A	N/A	100.0	50.0	50.0	60.0
Family Medicine – Obstetrics	100.0	N/A	N/A	N/A	N/A	N/A	N/A	N/A	N/A	N/A	100.0
Family Medicine – Sports Medicine	50.0	0.0	100.0	100.0	0.0	33.3	50.0	0.0	100.0	0.0	42.9
Internal Medicine – Cardiovascular Disease	N/A	0.0	0.0	0.0	0.0	0.0	0.0	33.3	0.0	33.3	7.7
Internal Medicine – Critical Care Medicine	N/A	N/A	N/A	N/A	N/A	66.7	0.0	50.0	33.3	0.0	30.8
Internal Medicine – Endo, Diabetes, & Metabolism	N/A	N/A	N/A	N/A	N/A	N/A	50.0	0.0	50.0	50.0	37.5
Internal Medicine – Gastroenterology and Hepatology	N/A	50.0	0.0	0.0	100.0	50.0	50.0	50.0	50.0	0.0	43.8
Internal Medicine – Geriatric Medicine	0.0	0.0	0.0	0.0	0.0	0.0	100.0	0.0	100.0	100.0	75.0
Internal Medicine – Hematology and Medical Oncology	N/A	N/A	N/A	N/A	N/A	N/A	N/A	N/A	N/A	N/A	0.0
Internal Medicine – Pulmonary Disease & Critical Care	N/A	N/A	66.7	33.3	50.0	0.0	66.7	75.0	0.0	0.0	43.8
Internal Medicine – Rheumatology	N/A	N/A	N/A	N/A	N/A	N/A	N/A	N/A	N/A	0.0	0.0
OBG – Minimally Invasive Surgery	100.0	N/A	N/A	N/A	N/A	N/A	N/A	N/A	N/A	N/A	100.0
Orthopedic – Trauma (OTA-Accredited)	N/A	N/A	N/A	N/A	N/A	N/A	N/A	0.0	0.0	0.0	0.0
Pathology – Forensic	N/A	N/A	N/A	N/A	N/A	N/A	N/A	N/A	N/A	0.0	0.0
Psychiatry – Child & Adolescent	100.0	0.0	100.0	100.0	0.0	50.0	100.0	100.0	100.0	50.0	80.0
Psychiatry – Forensic	N/A	N/A	N/A	N/A	N/A	N/A	N/A	N/A	100.0	100.0	100.0
Surgery – Acute Care (AAST-Accredited)	0.0	25.0	66.7	33.3	66.7	0.0	0.0	20.0	66.7	75.0	36.4
Surgery – Critical Care	0.0	0.0	0.0	0.0	0.0	0.0	0.0	0.0	0.0	0.0	0.0
Surgery – Micro/Hand	0.0	0.0	0.0	0.0	0.0	0.0	0.0	0.0	0.0	0.0	0.0
Subtotal – UNLV Fellowship Programs	40.0	16.7	50.0	30.8	40.0	26.3	34.8	40.0	50.0	37.5	36.9

UNLV Medicine GME Programs (Grand Total Summary)

UNLV Medicine GME Programs	2016	2017	2018	2019	2020	2021	2022	2023	2024	2025	Total
Grand Total	40.5	19.8	34.8	38.8	38.8	39.2	43.6	46.3	35.1	41.8	38.1

Graduate Medical Education Trends in Nevada – 2025

Dignity Health GME Programs	2016	2017	2018	2019	2020	2021	2022	2023	2024	2025	Total
Internal Medicine	N/A	N/A	N/A	N/A	N/A	N/A	0.0	0.0	0.0	0.0	0.0

HCA HSH GME Residency Programs

HCA HSH GME Programs	2016	2017	2018	2019	2020	2021	2022	2023	2024	2025	Total
Anesthesiology (Mountain View)	N/A	N/A	N/A	N/A	N/A	50.0	50.0	57.1	50.0	16.7	45.2
Emergency Medicine (MV)	N/A	N/A	N/A	N/A	N/A	66.7	37.5	36.4	36.4	60.0	46.9
Family Medicine (Southern Hills)	N/A	N/A	N/A	N/A	16.7	62.5	37.5	50.0	50.0	60.0	47.9
Internal Medicine (MV)	N/A	N/A	40.0	65.0	57.9	57.9	13.6	45.0	39.1	52.4	45.7
Neurology (SH)	N/A	N/A	N/A	N/A	N/A	N/A	N/A	0.0	0.0	0.0	0.0
Obstetrics & Gynecology (MV)	N/A	N/A	N/A	N/A	0.0	50.0	0.0	100.0	0.0	0.0	27.3
Physical Medicine & Rehabilitation (MV)	N/A	N/A	N/A	N/A	N/A	N/A	20.0	50.0	50.0	40.0	40.9
Psychiatry (SH)	N/A	N/A	N/A	N/A	N/A	N/A	N/A	100.0	100.0	100.0	100.0
Radiology – Diagnostic (MV)	N/A	N/A	N/A	N/A	N/A	N/A	N/A	0.0	40.0	0.0	18.2
Surgery – General (MV)	N/A	N/A	N/A	0.0	0.0	0.0	25.0	25.0	0.0	0.0	7.4
Subtotal – HCA HSH Residency Programs	N/A	N/A	40.0	54.2	37.5	52.9	25.4	50.8	40.0	42.9	42.4

HCA HSH GME Fellowship Programs

HCA HSH GME Programs	2016	2017	2018	2019	2020	2021	2022	2023	2024	2025	Total
Anesthesia – Critical Care Medicine (MV)	N/A	N/A	N/A	N/A	N/A	N/A	N/A	N/A	N/A	100.0	100.0
Addiction Medicine – Multidisciplinary	N/A	N/A	N/A	N/A	N/A	N/A	100.0	100.0	0.0	50.0	33.3
Internal Medicine – Endocrinology (MV)	N/A	N/A	N/A	N/A	N/A	N/A	100.0	100.0	0.0	100.0	75.0
Internal Medicine – Gastroenterology (SH)	N/A	N/A	N/A	N/A	N/A	N/A	33.3	50.0	33.3	66.7	45.5
Internal Medicine – Infectious Disease	N/A	N/A	N/A	N/A	N/A	N/A	N/A	N/A	N/A	N/A	N/A
Pain Medicine – Multidisciplinary	N/A	N/A	N/A	N/A	N/A	N/A	50.0	0.0	100.0	0.0	62.5
Subtotal – HCA HSH Fellowship Programs	N/A	N/A	N/A	N/A	N/A	N/A	50.0	80.0	55.6	60.0	59.4

HCA HSH GME Programs

HCA HSH GME Programs	2016	2017	2018	2019	2020	2021	2022	2023	2024	2025	Total
Grand Total	N/A	N/A	40.0	54.2	37.5	52.9	29.9	51.5	40.7	45.0	43.5

Graduate Medical Education Trends in Nevada – 2025

OPTI West/Valley Hospital GME Consortium Residency Programs

OPTI West/Valley Hospital GME Consortium Programs	2016	2017	2018	2019	2020	2021	2022	2023	2024	2025	Total
Family Medicine	N/A	N/A	71.4	100.0	33.3	60.0	60.0	80.0	80.0	40.0	65.1
Internal Medicine	N/A	N/A	69.2	58.8	46.2	73.3	100.0	73.3	57.1	30.8	64.3
Neurology	N/A	N/A	100.0	50.0	33.3	0.0	0.0	50.0	50.0	0.0	35.3
Orthopedic Surgery	N/A	N/A	N/A	0.0	0.0	100.0	100.0	50.0	0.0	0.0	35.7
Subtotal – OPTI West/VH Residency Programs	N/A	N/A	72.7	61.5	37.5	66.7	83.3	70.8	56.5	27.3	59.8

OPTI West/Valley Hospital GME Consortium Fellowship Programs

OPTI West/Valley Hospital GME Consortium Programs	2016	2017	2018	2019	2020	2021	2022	2023	2024	2025	Total
Internal Medicine – Gastroenterology	N/A	N/A	100.0	0.0	100.0	50.0	0.0	0.0	0.0	100.0	35.7
Internal Medicine – Hospice & Palliative Medicine	N/A	N/A	0.0	0.0	0.0	0.0	0.0	66.7	100.0	0.0	75.0
Internal Medicine – Infectious Disease	N/A	N/A	N/A	N/A	N/A	N/A	N/A	N/A	N/A	N/A	N/A
Internal Medicine – Pulmonary & Critical Care	N/A	N/A	N/A	100.0	0.0	0.0	100.0	50.0	50.0	0.0	41.7
Subtotal – OPTI West/VH Fellowship Programs	N/A	N/A	100.0	33.3	100.0	20.0	50.0	42.9	40.0	50.0	43.3

OPTI West/Valley Hospital GME Consortium Programs

OPTI West/Valley Hospital GME Consortium Programs	2016	2017	2018	2019	2020	2021	2022	2023	2024	2025	Total
Grand Total	N/A	N/A	73.9	58.6	40.0	58.6	78.6	64.5	53.6	30.8	57.5

Southern Nevada Health District GME Programs	2016	2017	2018	2019	2020	2021	2022	2023	2024	2025	Total
Preventive Medicine & General Preventative Medicine	N/A	N/A	N/A	N/A	0.0	0.0	0.0	0.0	0.0	0.0	0.0

Valley Health System GME Consortium Residency Programs	2016	2017	2018	2019	2020	2021	2022	2023	2024	2025	Total
Emergency Medicine	N/A	N/A	N/A	N/A	N/A	N/A	N/A	25.0	50.0	28.6	34.8
Family Medicine	N/A	N/A	N/A	N/A	N/A	N/A	50.0	90.0	75.0	60.0	68.4
Internal Medicine	N/A	N/A	N/A	N/A	N/A	N/A	N/A	N/A	N/A	N/A	N/A
Psychiatry	N/A	N/A	N/A	N/A	N/A	N/A	N/A	N/A	N/A	N/A	N/A
Surgery – General	N/A	N/A	N/A	N/A	N/A	N/A	N/A	33.3	0.0	0.0	9.1
Subtotal – Valley Health System Residency Programs	N/A	N/A	N/A	N/A	N/A	N/A	50.0	57.1	50.0	38.1	48.6
Total – Valley Health System GME Consortium	N/A	N/A	N/A	N/A	N/A	N/A	50.0	57.1	50.0	38.1	48.6

Mike O’Callaghan Military Medical Center/Nellis AFB	2016	2017	2018	2019	2020	2021	2022	2023	2024	2025	Total
Family Medicine	N/A	N/A	N/A	N/A	N/A	N/A	N/A	N/A	N/A	N/A	N/A

Graduate Medical Education Trends in Nevada – 2025

Graduates Retained from GME Residency Programs in Nevada

Graduates Retained from GME Programs in Nevada	2016	2017	2018	2019	2020	2021	2022	2023	2024	2025	Total
Northern Nevada Residency Programs	41.7	50.0	30.8	46.2	50.0	48.8	35.9	28.9	40.5	45.2	41.8
Southern Nevada Residency Programs	35.9	18.9	42.4	47.9	38.6	49.7	44.8	53.4	40.0	40.6	42.9
Total – Residency Programs in Nevada	37.5	27.0	40.0	47.4	41.5	49.5	43.1	48.4	40.1	41.2	42.7

Graduates Retained from GME Fellowship Programs in Nevada

Graduates Retained from GME Programs in Nevada	2016	2017	2018	2019	2020	2021	2022	2023	2024	2025	Total
Northern Nevada Fellowship Programs	50.0	50.0	30.8	62.5	37.5	40.0	0.0	71.4	16.7	25.0	39.3
Southern Nevada Fellowship Programs	40.0	16.7	38.5	31.3	43.8	25.0	45.5	43.2	50.0	44.7	40.4
Total – Fellowship Programs in Nevada	44.4	31.8	34.6	41.7	41.7	29.4	38.5	47.7	45.2	41.3	40.1

Graduates Retained from GME Programs in Nevada (Grand Total Summary)

Graduates Retained from GME Programs in Nevada	2016	2017	2018	2019	2020	2021	2022	2023	2024	2025	Total
Grand Total	38.7	27.9	40.4	46.7	41.5	46.5	42.1	48.0	40.6	41.2	42.2



University of Nevada, Reno

School of Medicine

Office of Statewide Initiatives